THE FEEDBACK MECHANISM
TEACHERS' FEEDBACK 2019 – '20

Introduction

Feedback is integral in ascertaining the quality of communication. In a work circle, the range of performance, the effectiveness of policies and the quality of output can be determined only through a good feedback mechanism. The most significant part of this process is ensuring that pertinent questions are posed, enabling an effective tracing of the ruptures and gaps, paving way for improvements not only in communication, but in different dimensions of the entire work process.

St. Albert's College (Autonomous), Ernakulam collects valuable feedback from students, staff, alumni and employees – four crucial categories of the institution's stakeholders. The online Google Form for gathering feedback was sent to these stakeholders via various communication channels. The data so collected continues to be used as a very important marker pointing to areas that require improvements and/ or updates.

The members of faculty make up the most crucial part of the workforce in teaching-learning. The process of imparting knowledge expands from assigned texts to wider perspectives and value addition. Thus, the questions included in the feedback forms touched upon syllabi, their flexibility, availability of resources in the institution and a roundup of the quality of the work environment of the college. A comprehensive analysis of student feedback collected over the past three years (2018-2021) record a consistently positive response against all the questions included in the form. The questionnaire had relevant questions on the curriculum offered on a 5-point scale – 5 = Extremely Satisfied, 4 = Very Satisfied, 3 = Somewhat Satisfied, 2 = Not so Satisfied and 1 = Not at all Satisfied.

The following were the focus areas of each of the questions:

ST. ALBERT'S COLLEGE (AUTONOMOUS) ERNAKULAM KOCHI-18

I. Is the syllabus suitable to the course?

In the year 2019-'20, 16.9% were extremely satisfied, 70.6% were very satisfied and 11% were somewhat satisfied.

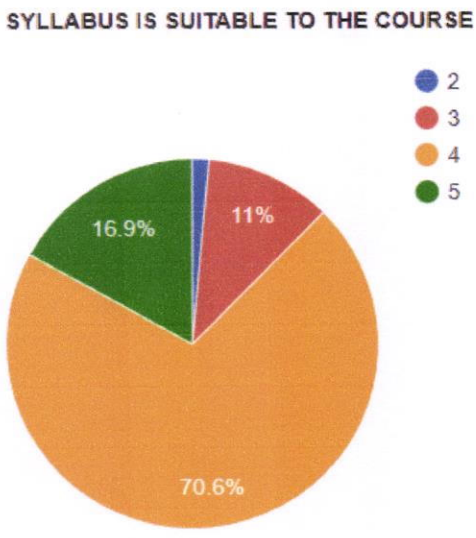

II. Is the syllabus need based?

In the year 2019-'20, 13.2% were extremely satisfied, 58.8% were very satisfied and 26.5% were somewhat satisfied.

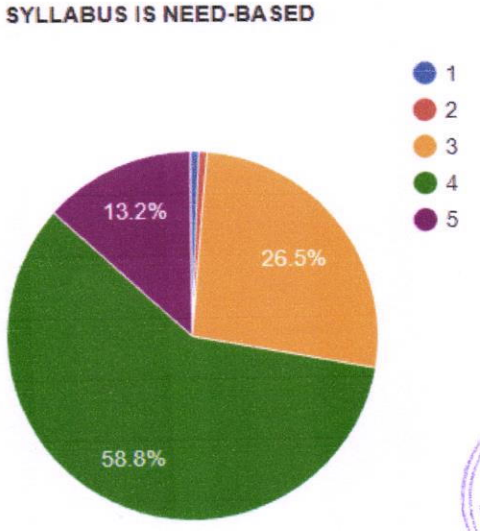

ST. ALBERT'S COLLEGE (AUTONOMOUS)
ERNAKULAM, KOCHI-18

III. Were the aims and objectives of the syllabi well defined?

In the year 2019-'20, 22.1% marked that they were extremely satisfied, 65.4% marked they were very satisfied and 12.5% marked moderate satisfaction.

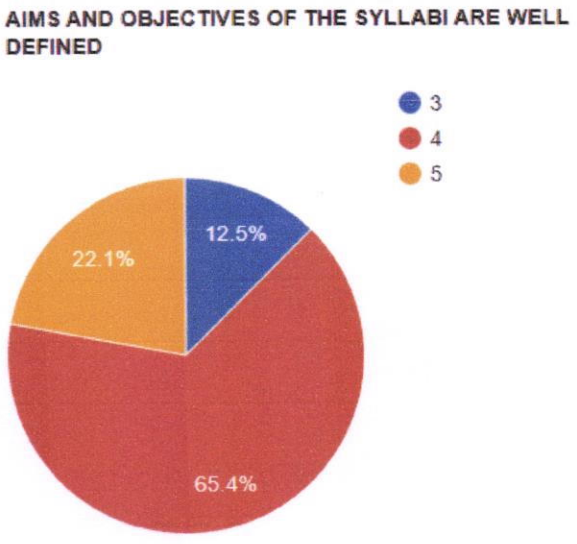

IV. Does the course/syllabus have a good balance between theory and application?

In the year 2019-'20, 19.1% marked extreme satisfaction, 50% marked they were very satisfied and 26.5% marked moderate satisfaction.

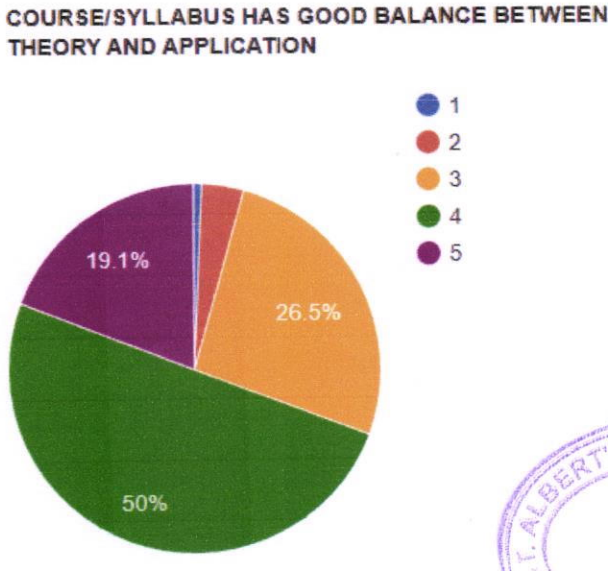

ST. ALBERT'S COLLEGE (AUTONOMOUS)
ERNAKULAM KOCHI-18

V. Do the courses / programmes of study carry sufficient number of optional papers?

In the year 2019-'20, 22.8% marked extreme satisfaction, 46.3% marked they were very satisfied and 25.7% marked moderate satisfaction.

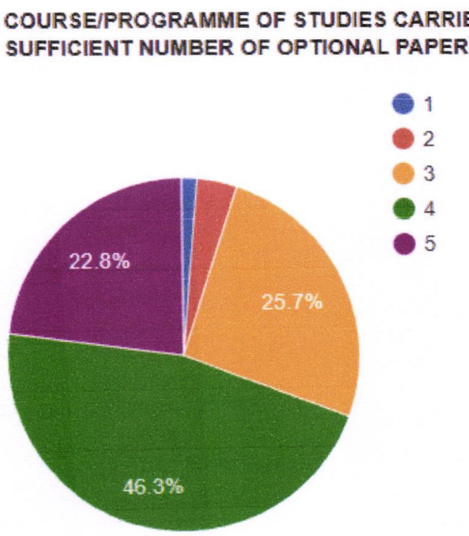

VI. Do the courses test the students' academic ability?

In the academic year 2019-'20, 48.5% opined that they were very satisfied and 42.6% opined that they were moderately satisfied.

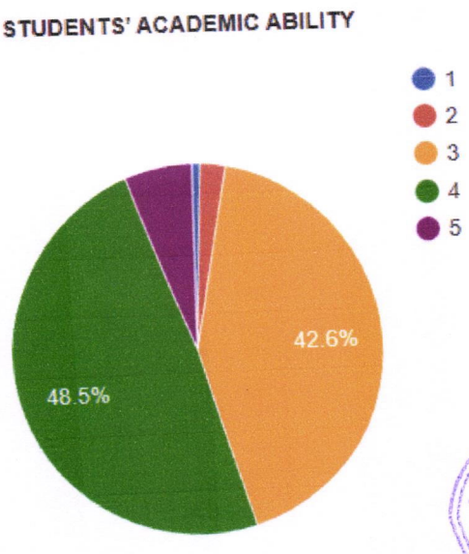

ST. ALBERT'S COLLEGE (AUTONOMOUS) ESTD. 1946 ERNAKULAM-682 018

VII. Are tests and examinations conducted well in time with proper coverage of all units in the syllabus?

In the year 2019-'20, 47.1% marked extreme satisfaction and 47.1% marked that they were very satisfied.

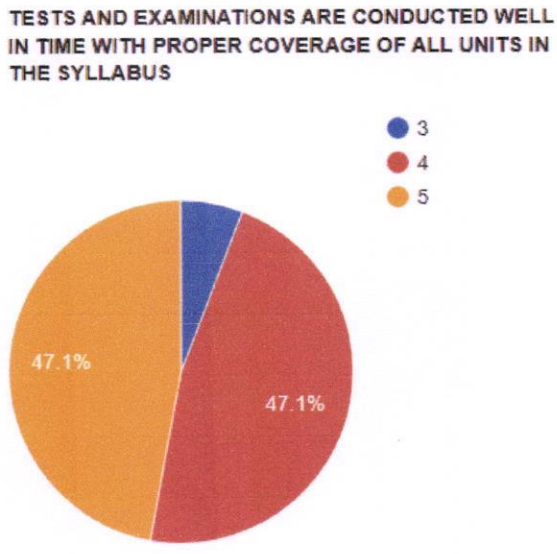

VIII. Is there freedom to propose, modify, suggest and incorporate new topics in the syllabus?

In the year 2019-'20, 22.8% marked extreme satisfaction, 43.4% marked that they were very satisfied and 27.9% marked moderate satisfaction.

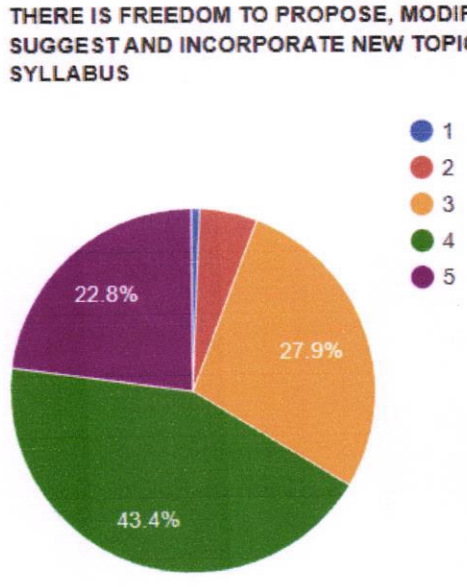

ST. ALBERT'S COLLEGE (AUTONOMOUS) ERNAKULAM KOCHI-18

IX. Is there freedom to adopt new techniques/ strategies of teaching such as seminar presentations, group discussions and learners' participation?

In the year 2019-'20, 58.1% marked extreme satisfaction and 34.6% marked that they were very satisfied.

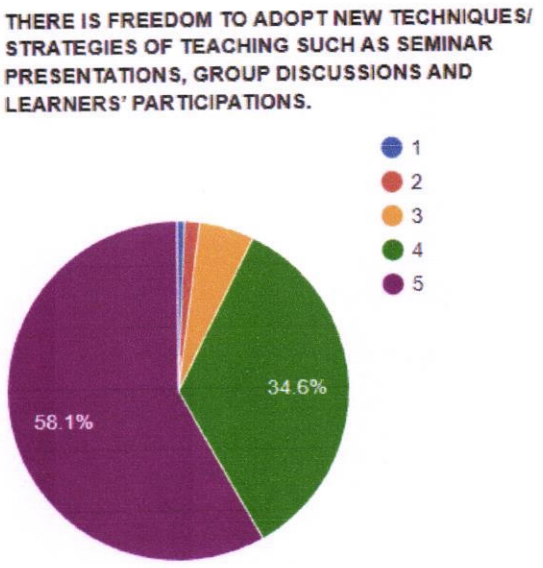

X. Is there freedom to adopt/ adapt new techniques/ strategies of testing and assessment of students?

In the year 2019-'20, 41.9% opined that they were extremely satisfied, 44.9% opined that they were very satisfied and 11% marked moderate satisfaction.

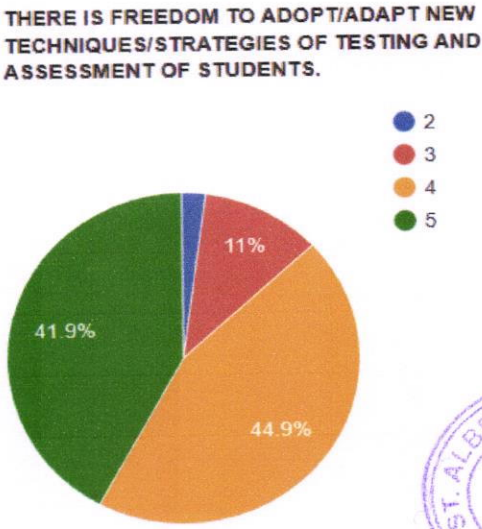

ST. ALBERT'S COLLEGE (A)
ERNAKULAM, KOCHI-18

XI. Are the books prescribed / listed as reference material relevant, updated and appropriate?

In the year 2019-'20, 25.7% opined that they were extremely satisfied, 44.9% opined that they were very satisfied, 21.3% marked moderate satisfaction and 7.4% opined that they were slightly satisfied.

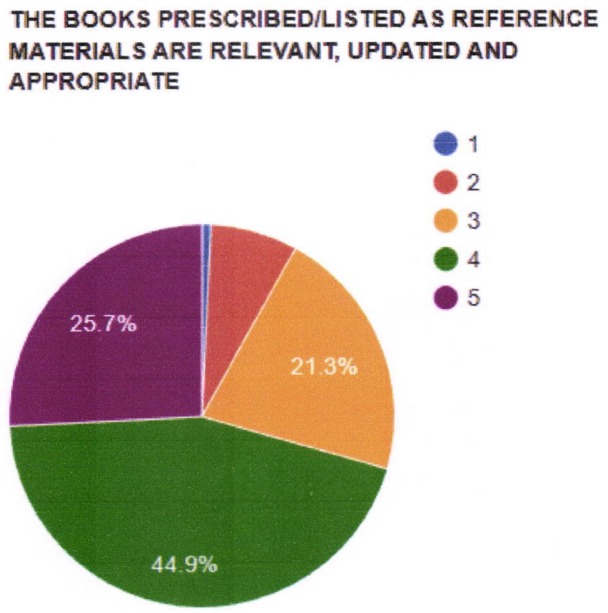

XII. Review of facilities: College campus.

In the year 2019-'20, 30.1% marked extreme satisfaction, 41.2% marked that they were very satisfied and 25% marked moderate satisfaction.

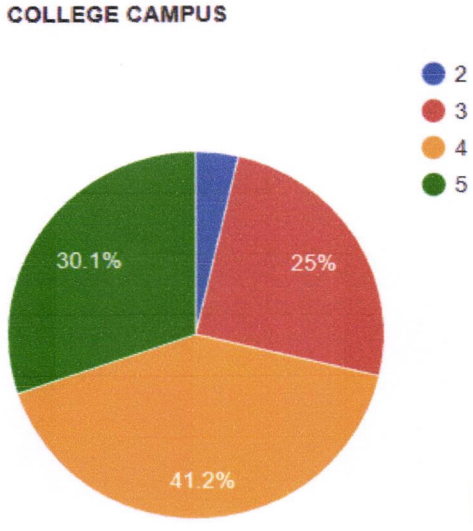

ST. ALBERT'S COLLEGE (AUTONOMOUS) ERNAKULAM-682018

XIII. Laboratory facilities.

In the year 2019-'20, 15.4% marked extreme satisfaction, 43.4% marked that they were very satisfied and 33.1% marked moderate satisfaction.

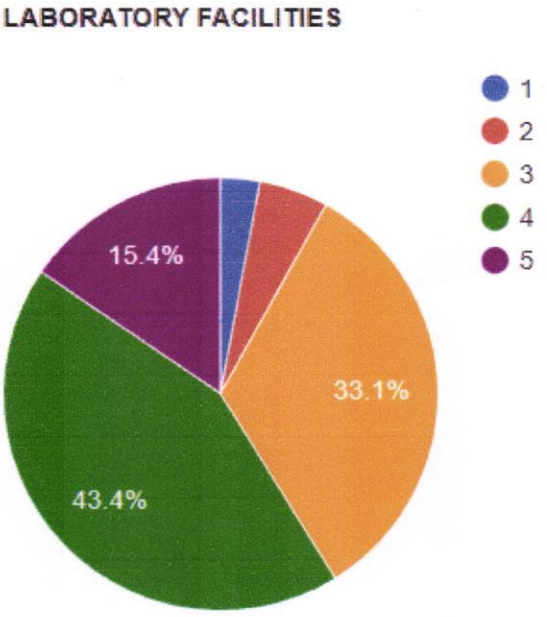

XIV. Department staffroom facilities.

In the year 2019-'20, 14% opined that they were extremely satisfied, 26.5% opined that they were very satisfied, 37.5% marked moderate satisfaction and 14% opined that they were slightly satisfied.

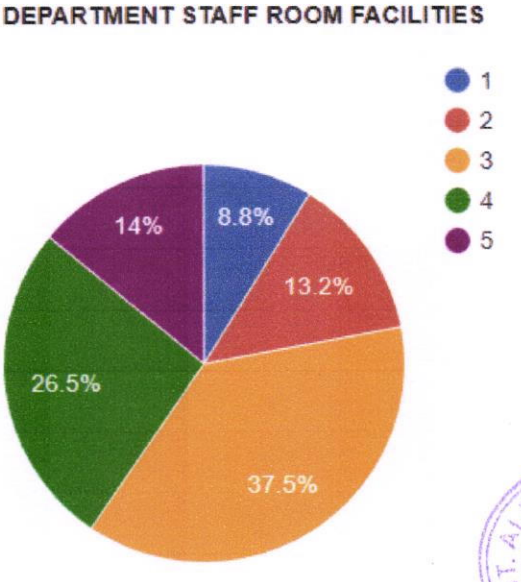

ST. ALBERT'S COLLEGE (AUTONOMOUS)
ERNAKULAM KOCHI-18

XV. Common staffroom.

In the year 2019-'20, 11% opined that they were extremely satisfied, 25.7% opined that they were very satisfied, 38.2% marked moderate satisfaction and 17.6% opined that they were slightly satisfied.

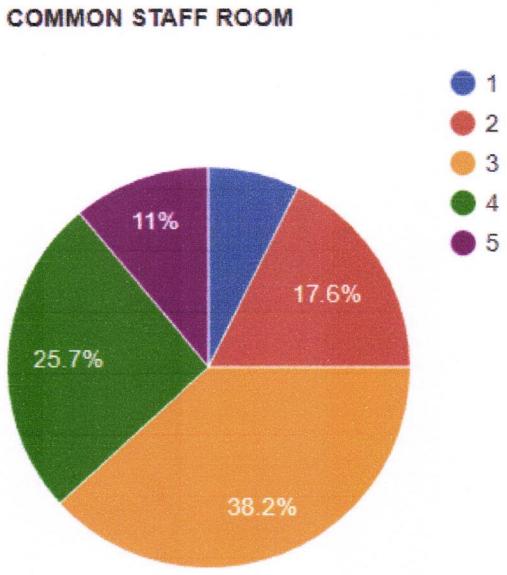

XVI. Adequate number of washrooms.

In the year 2019-'20, 8.8% opined that they were extremely satisfied, 14.7% opined that they were very satisfied, 25.7% marked moderate satisfaction and 24.3% opined that they were slightly satisfied.

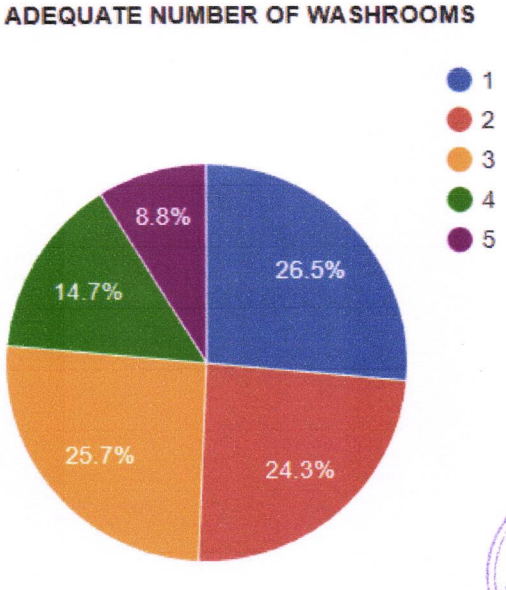

ST. ALBERT'S COLLEGE (AUTONOMOUS) ERNAKULAM KOCHI-18

XVII. College ladies room.

In the year 2019-'20, 8.8% opined that they were extremely satisfied, 11% opined that they were very satisfied, 19.9% marked moderate satisfaction and 26.5% opined that they were slightly satisfied.

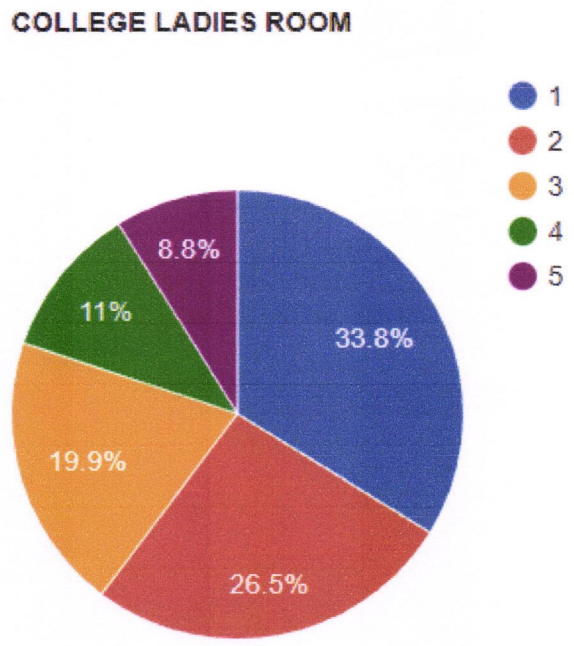

XVIII. College library.

In the year 2019-'20, 30.9% opined that they were extremely satisfied, 38.2% opined that they were very satisfied and 26.5% marked moderate satisfaction.

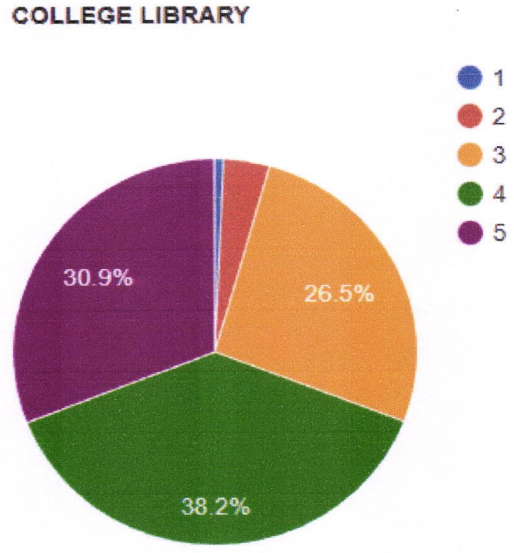

ST. ALBERT'S COLLEGE (AUTONOMOUS) ERNAKULAM KOCHI-18

XIX. College parking.

In the year 2019-'20, 16.9% opined that they were extremely satisfied, 36% opined that they were very satisfied, 33.8% marked moderate satisfaction and 11.8% opined that they were slightly satisfied.

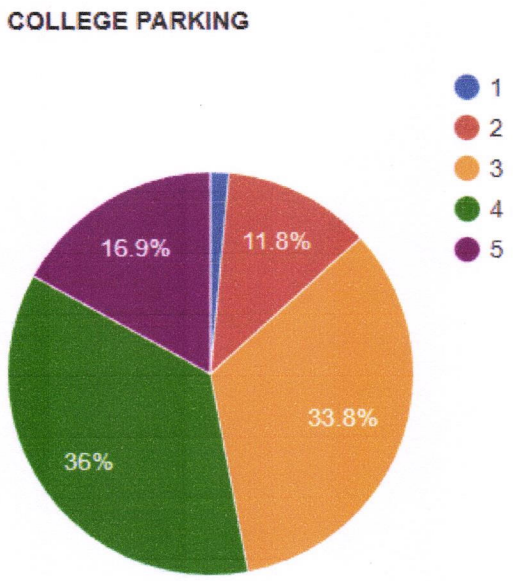

XX. College canteen.

In the year 2019-'20, 16.9% opined that they were extremely satisfied, 28.7% opined that they were very satisfied, 40.4% marked moderate satisfaction and 12.5% opined that they were slightly satisfied.

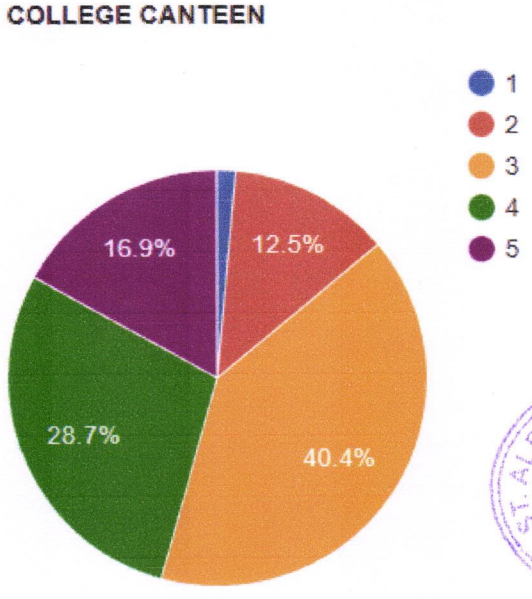

ST. ALBERT'S COLLEGE (AUTONOMOUS) ERNAKULAM KOCHI-18

XXI. College sports facilities.

In the year 2019-'20, 21.3% opined that they were extremely satisfied, 30.1% opined that they were very satisfied, 36% marked moderate satisfaction and 8.8% opined that they were slightly satisfied.

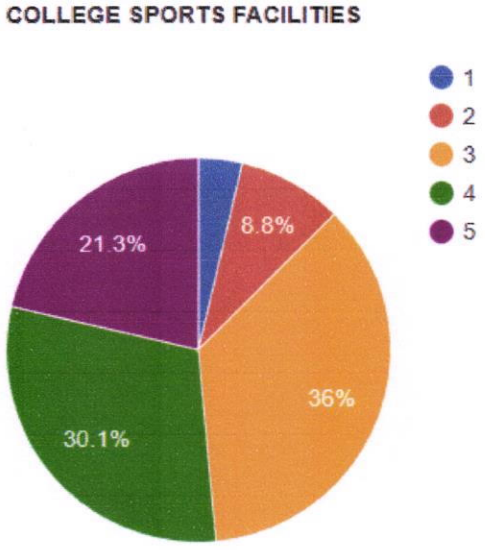

XXII. Is the environment in the department conducive to research?

In the year 2019-'20, 27.9% opined that they were extremely satisfied, 39% opined that they were very satisfied, 27.9% marked moderate satisfaction.

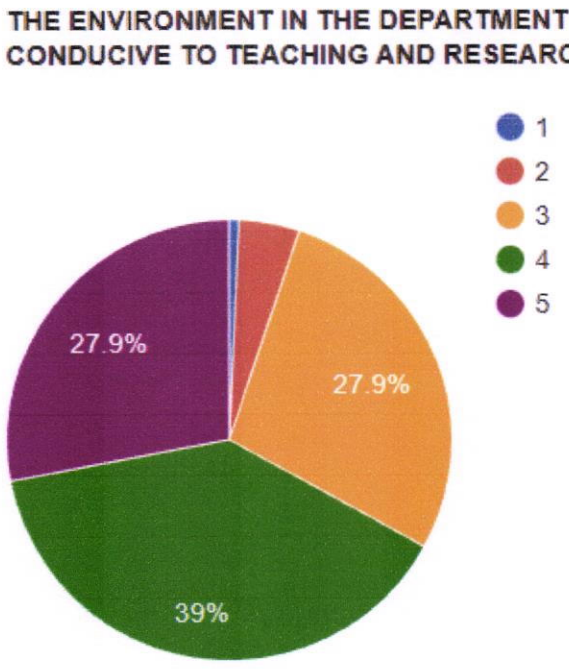

ST. ALBERT'S COLLEGE (AUTONOMOUS) ERNAKULAM KOCHI-18

XXIII. How easy is it to obtain resources you need from the college library?

In the year 2019-'20, 23.5% opined that they were extremely satisfied, 40.4% opined that they were very satisfied and 30.9% marked moderate satisfaction.

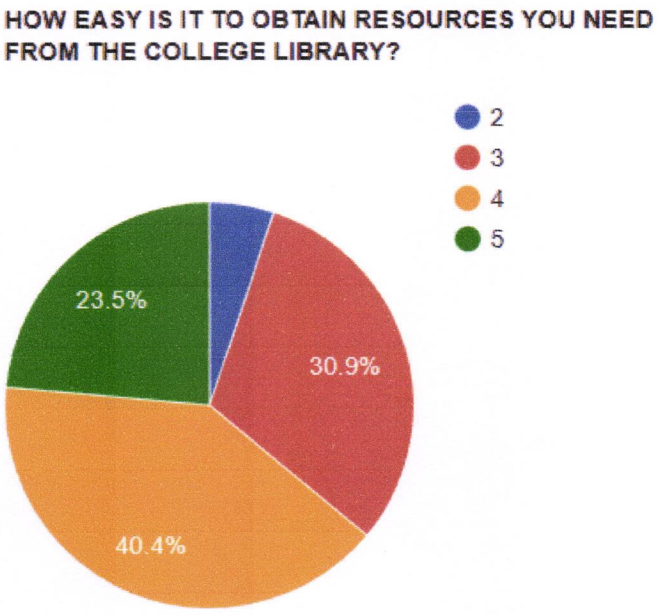

XXIV. How satisfied are you with the policies that the college/ management sets?

In the year 2019-'20, 28.7% opined that they were extremely satisfied, 52.2% opined that they were very satisfied and 18.4% marked moderate satisfaction.

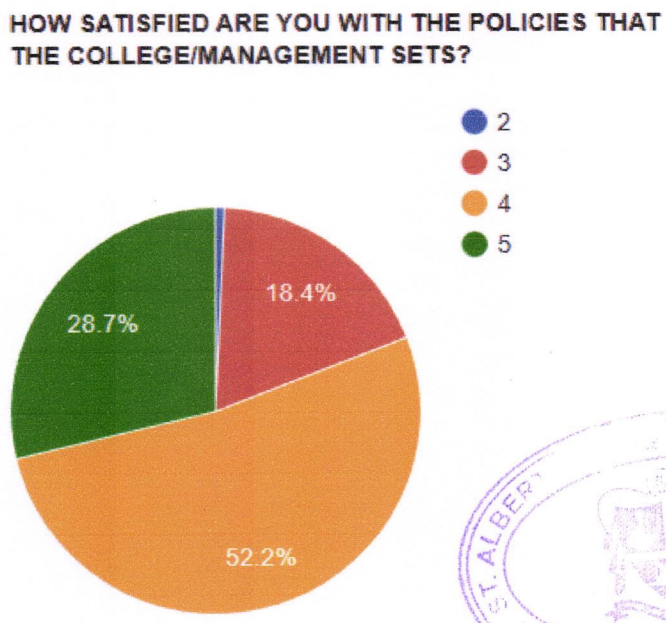

XXV. Is the administration teacher friendly?

In the year 2019-'20, 32.4% opined that they were extremely satisfied, 52.9% opined that they were very satisfied and 11.8% marked moderate satisfaction.

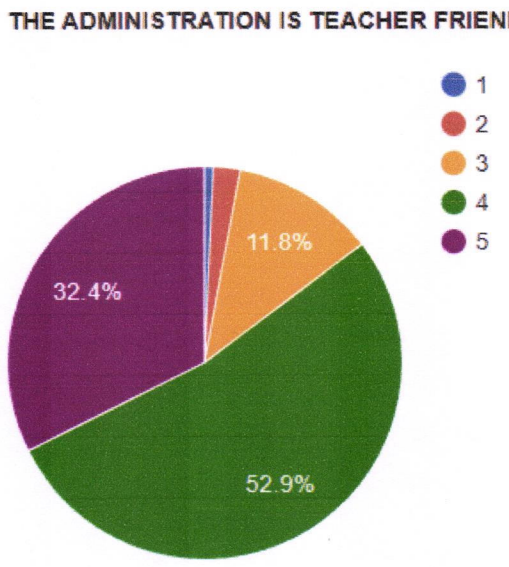

XXVI. Does the college provide adequate and smooth support for projects and research facilities?

In the year 2019-'20, 47.8% opined that they were extremely satisfied, 43.4% opined that they were very satisfied and 12.5% marked moderate satisfaction.

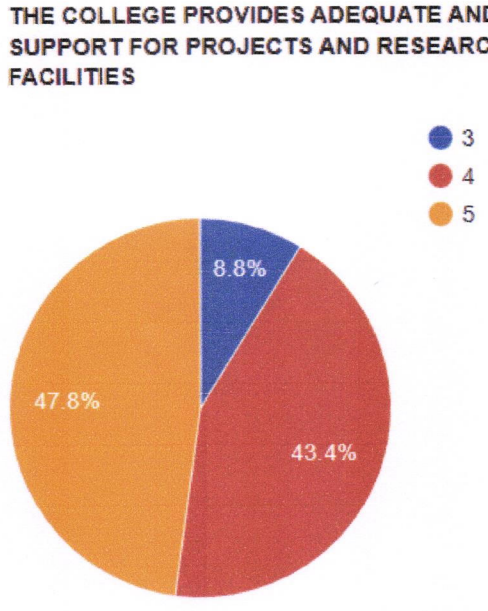

ST. ALBERT'S COLLEGE (A...
ERNAKULAM, KOCHI-18

XXVII. Does the college provide adequate support to faculty members for upgrading their skills and qualifications?

In the year 2019-'20, 44.1% opined that they were extremely satisfied, 43.4% opined that they were very satisfied and 12.5% marked moderate satisfaction.

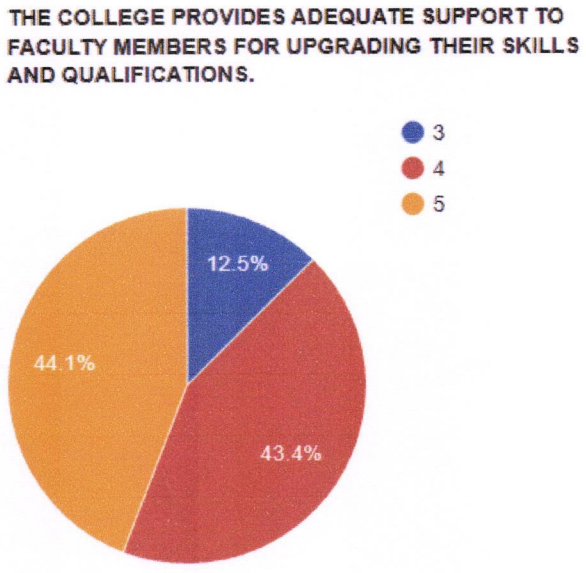

XXVIII. Are ICT tools such as LCD, Projector, Multimedia etc easily available?

In the year 2019-'20, 27.9% opined that they were extremely satisfied, 42.6% opined that they were very satisfied, 18.4% marked moderate satisfaction and 8.1% opined that they were slightly satisfied.

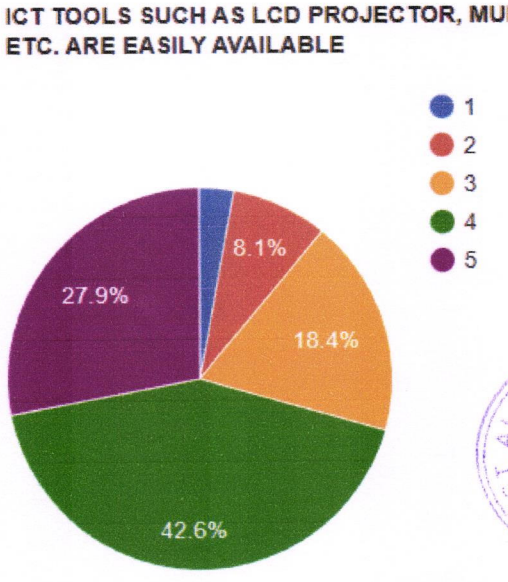

ST. ALBERT'S COLLEGE (AUTONOMOUS) ERNAKULAM, KOCHI-18

XXIX. Overall, how satisfied are you with your teaching experience at St. Albert's College (Autonomous)?

In the year 2019-'20, 44.9% opined that they were extremely satisfied, 50.9% opined that they were very satisfied.

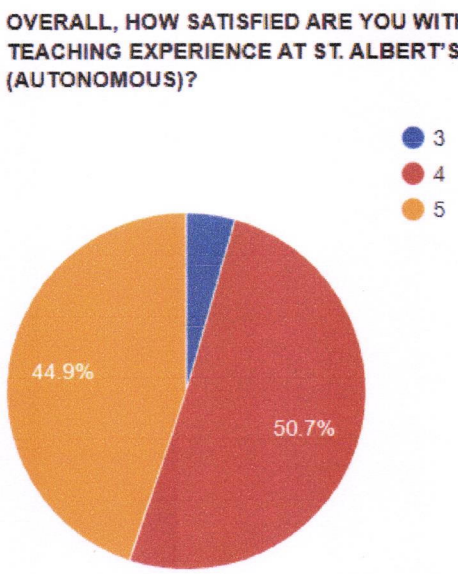

PRINCIPAL IN CHARGE
ST ALBERT'S COLLEGE
(AUTONOMOUS)
ERNAKULAM, KOCHI - 18

ST. ALBERT'S COLLEGE (AUTONOMOUS) ERNAKULAM KOCHI-18