



St. Albert's College (Autonomous)

An initiative of Educational and Charitable Trust of Archdiocese of Verapoly

Banerji Road, Ernakulam, Kochi - 682018 Kerala, India | Office: 0484- 2394225

Fax: 0484- 2391245 | website : www.alberts.edu.in

FOURTH CYCLE NAAC ACCREDITATION 2021

CRITERION 4 Infrastructure and Learning Resources

4.4 Maintenance of Campus Infrastructure

4.4.1 - Average percentage expenditure incurred on maintenance of physical facilities and academic support facilities excluding salary component, during the last five years

Audited Statements


Submitted to



THE NATIONAL ASSESSMENT AND ACCREDITATION COUNCIL



Expenditure on
Accademic Support Facilities



Expenditure on
Maintenance of Physical Facilities



Expenditure on
Infrastructure Augmentation

St. Albert's College, Ernakulam, Kochi - 682 018.
Statement of Income and Expenditure for the year ended 31.03.2017

Expenditure	Amount	Income	Amount
Advertisement Charges	1,53,964.00	AEF Incomes	65,73,709.00
Advertisement Expenses	27,250.00	Application Form Sales	74,115.00
AEF Expenses	84,34,106.00	Course Fee	2,98,15,742.00
Autonomy Expenses	8,25,597.00	Exam Fees	7,52,916.00
Bank charges	5,298.88	Fine	1,700.00
Cleaning charges	2,67,795.00	Income From Advertisement	98,000.00
Cultural Activities	23,750.00	Income From Aqua Farm	62,000.00
Department Expenses	5,31,182.00	Income From Canteen	30,000.00
Department Support	3,01,375.00	Income From College Store	91,283.00
Electricity Charges	9,85,314.00	Income From Computer Centre	2,45,570.00
ESI Contribution Given	65,933.00	Income From Coupon	8,35,900.00
Exam Remuneration	20,000.00	Income From Departments	2,04,460.00
Expo Expenses	69,500.00	Income From Fun Games	24,702.00
Food Expenses	15,484.00	Income From Ground	1,69,000.00
Furniture Maintenance	57,278.00	Income From Hostel	5,58,750.00
Garden Upkeep	40,800.00	Income From Online Registration	25,200.00
Generator Charges	77,005.00	Income From Quarters	1,80,000.00
HRD Expenses	56,832.00	Income From Retired Staff & Alumni	1,29,300.00
Insurance Premium	6,342.00	Income From Sponsorship	3,32,001.00
Lab materials	79,731.00	Income From Staff	2,97,201.00
Light & Sound Expenses	75,000.00	Income From Stalls	1,81,000.00
Marathon Expenses	21,900.00	Interest Received	4,75,806.00
Meeting Expenses	1,12,475.00	Online registration - Expo	10,350.00
Miscellaneous Expenses	14,085.00	Online registration fee	15,52,650.00
Mementoes & Related Expenses	26,505.00	Other Income	70,711.74
Office Expenses	3,10,942.00	PD E Grants	29,11,489.00
PD Account Statements	48,16,042.50	PD Income from Special Fees	14,72,075.00
Photo Exhibition	14,384.00	PD Tuition Fees	14,77,575.00
Postage	15,426.00	Programme Charges	3,42,600.00
Printing & Stationery	4,05,779.00	Re Admission Fee	7,500.00
Printing & Stationery	1,27,883.00	Room Rent	98,000.00



St. Albert's College, Emakulam, Kochi - 682 018.
Statement of Income and Expenditure for the year ended 31.03.2017

Prize Money	2,13,890.00	Salary income from state Governme	3,93,74,174.40
Profession Body Annual Affiatio	7,000.00		
Professional charges	17,646.00		
PTA Expenses	7,76,695.00		
Publicity Expenses	5,500.00		
Reception Expenses	21,765.00		
Repairs & Maintenances	50,89,336.00		
Salary & Allowances	73,00,935.00		
Salary Distribution From State G	4,03,17,085.10		
Security service	2,24,191.00		
Staff Welfare	35,500.00		
Stall Expenses	4,71,620.00		
Telephone Charges	1,94,424.00		
Travelling Allowances	1,07,195.00		
Travelling Expenses	4,900.00		
Treasury Payment	23,08,720.00		
University Affiliation Fees	3,58,913.00		
University Fees	3,07,760.00		
Water Charges	98,764.00		
Website Expenses	66,772.35		
Depreciation	26,90,924.04		
Excess of Income Over Expenditure	98,70,986.27		
TOTAL	8,84,75,480.14	TOTAL	8,84,75,480.14

Emakulam
23.10.2017

As per my report of even date



For K. T. ANTONY & ASSOCIATES
CHARTERED ACCOUNTANTS

K. T. ANTONY F.C.A.
Partner (M. No. 26154)
Firm Reg. No. 191S

**EDUCATIONAL AND CHARITABLE TRUST OF ARCHDIOCESE OF VERAPOLY
ALBERTIAN INSTITUTE OF MANAGEMENT**

Statement of Income and Expenditure for the year ended 31.03.2017

Expenditure	Rs.	Income	Rs.
Advance for Other Expenses	24,756.00	AIM Subscription Journal	2,750.00
Advertisement Charges	5,87,084.00	Application Fee Received	42,350.00
AICTE Processing Fee	75,000.00	Fee for SAP	3,47,618.00
Annual Maintenance Contract	7,780.00	Fee for Training	23,990.00
Audit Fees	66,500.00	Fine for Violation of Rules	14,100.00
Charity	7,500.00	Hostel Rent Received	600.00
Diesel	23,750.00	Interest on FD	1,65,746.40
Educational Scholarships	60,000.00	Interest on IT Refund	40,110.00
Electricity Charges	5,57,865.00	Micellaneous Income	59,098.00
Entertainment Expenses	2,781.00	Refund of Tax Collected	42,040.00
Expenses For Outside Seminar	75,099.00	Students Welfare Fund	2,000.00
Faculty Development Programme	13,085.00	Tution Fee	1,73,52,500.00
Fee for SAP	6,26,632.00	Xerox Charges Received	3,745.00
Finesse - 2016	1,075.00	Staff Welfare Fund	9,617.00
Garden Maintenance	24,650.00		
Gratuity Amount	32,700.00		
Honorarium to Guest Faculty	35,000.00		
Hostel Expenses	14,021.00		
Industrial Visit	1,49,079.00		
Insurance	6,893.00		
Interest & Bank Charges	5,41,872.00		
Management Contribution	43,860.00		
Meetings & Seminar	96,700.00		
Miscellaneous Expenses	5,645.00		
News paper & Periodicals	1,10,568.00		
Office Expenses	1,95,148.00		
Online Subscription Charges	3,15,750.00		
Placement Expenses	99,781.00		

ALBERTIAN INSTITUTE OF MANAGEMENT
Statement of Income and Expenditure for the year ended 31.03.2017

Postage	13,027.00		
Printing & Stationary	2,16,692.00		
Provident Fund paid	1,22,139.00		
Repairs & Maintenance	3,87,699.00		
Salary & Allowances	59,23,235.00		
Sponson 2015	20,524.00		
Subscription Charges	14,822.40		
Telephone Charges	27,519.00		
Travelling Allowances	13,605.00		
Uniform for Students	4,06,654.00		
Vehicle Insurance	7,116.00		
Vehicle Repairs	13,518.00		
Water Charges	16,642.00		
Depreciation	10,77,634.73		
Excess Of Income Over Expenditure	60,44,863.27		
Total	1,81,06,264.40	Total	1,81,06,264.40

Ernakulam
23.10.2017

As per my report of even date

For K. T. ANTONY & ASSOCIATES
 CHARTERED ACCOUNTANTS



K. T. ANTONY F.C.A.
 Partner (M. No. 26154)
 Firm Reg. No. 1915.

EDUCATIONAL AND CHARITABLE TRUST OF ARCHDIOCESE OF VERAPOLY
ALBERTIAN INSTITUTE OF MANAGEMENT
Banerji Road, Ernakulam, Kochi - 682 018

Balance Sheet as on 31.03.2017


Liabilities	Rs.	Assets	Rs.
General Fund	3,67,99,154.67	Fixed Assets	
Surplus during the year	60,44,863.27	Balance as per schedule	60,59,187.64
	4,28,44,017.94	Current Assets	
Secured Loans		Deposits & Advances receivable	7,52,83,681.94
Federal Bank A/c no. 13755600001493	1,10,63,837.30		
Deposits & Advances payable	2,78,87,269.00	Cash & Bank balances	
		Bank Balances	4,28,908.66
		Cash in hand	23,346.00
Total	8,17,95,124.24	Total	8,17,95,124.24

(0.00)

Ernakulam
23.10.2017

As per my report of even date

For K. T. ANTONY & ASSOCIATES
CHARTERED ACCOUNTANTS


K. T. ANTONY, F.C.A.
Partner (M. No. 2817-4)
Firm Reg. No. 1915

Albertian Institute of Management - Schedules as on 31.3.2017

Deposits & Advances payable

Advance for other expenses	23,54,000.00
Advance from Trust	2,43,30,363.00
ESI Payable	1,739.00
TDS Paid	53,453.00
Students prize money	21,300.00
PF payable	9,121.00
Caution Deposit	5,35,000.00
St.Alberts College	2,22,892.00
University Exam fee	3,55,551.00
Futura Books	3,850.00
	<u>2,78,87,269.00</u>

Deposits & Advances receivable

Advanace to AISAT	7,34,80,305.94
Security Deposit - AICTE	15,00,000.00
Students Account - Debtors	1,43,900.00
TDS - 2011-12	87,397.00
TDS - 2014-15	31,999.00
Barba Lonan Advance	4,940.00
Mini George	6,940.00
Creoplast Industries	28,200.00
	<u>7,52,83,681.94</u>

Bank Balances

Federal Bank SB A/c No : 1173	2,87,187.84
South Indian Bank	1,41,720.82
	<u>4,28,908.66</u>



Jertian Institute of Management

S.No	Items	Opening Balance as on 01.04.16	Additions	Deletions	Gross Total	Rate	Depreciation	Closing Balance as on 31.3.2017
1	AC & Fitting	7,12,807.32			7,12,807.32	15	1,06,921.10	6,05,886.22
2	Battery	4,139.91			4,139.91	25	1,034.98	3,104.93
3	Building renovation Exp.	15,88,850.49			15,88,850.49	5	79,442.52	15,09,407.97
4	Computer & printers	11,85,409.87	1,23,414.00		13,08,823.87	25	3,27,205.97	9,81,617.90
5	Computer Software	25,956.69			25,956.69	25	6,489.17	19,467.52
6	Coffee Vending Machine	1,737.35			1,737.35	15	260.60	1,476.75
7	College Vehicle Car	415108.58			4,15,108.58	15	62,266.29	3,52,842.29
8	Electrical fittings	2,34,046.11			2,34,046.11	15	35,106.92	1,98,939.19
9	Electronic Equipments	3,37,241.28	1,54,155.00		4,91,396.28	15	73,709.44	4,17,686.84
10	EPBX Machine	6,558.85			6,558.85	15	983.83	5,575.02
11	Fax Machine	1,535.31			1,535.31	15	230.30	1,305.01
12	Firstgen Securty Systems	1,25,414.95			1,25,414.95	15	18,812.24	1,06,602.71
13	Furnish Cloth	3,740.64			3,740.64	15	561.10	3,179.54
14	Furniture	6,82,270.53			6,82,270.53	10	68,227.05	6,14,043.48
15	Generator	1,04,459.59			1,04,459.59	15	15,668.94	88,790.65
16	Hitachi Projector	3,117.23			3,117.23	25	779.31	2,337.92
17	Kitchen Ware	1,574.89			1,574.89	15	236.23	1,338.66
18	Ladder	627.66			627.66	10	62.77	564.89
19	Library books	9,87,055.43	42,469.00		10,29,524.43	20	2,05,904.89	8,23,619.54
20	Shed Construction	45,012.83			45,012.83	10	4,501.28	40,511.55
21	Sign Board	2,833.73			2,833.73	25	708.43	2,125.30
22	Teaching Aids	1,53,694.69			1,53,694.69	20	30,738.94	1,22,955.75
23	Television	33,973.40			33,973.40	15	5,096.01	28,877.39
24	Tools	11,160.73			11,160.73	15	1,674.11	9,486.62
25	UPS	33,177.47			33,177.47	15	4,976.62	28,200.85
26	Vacuum Cleaner	1,850.97			1,850.97	15	277.65	1,573.32
27	Water Cooler	12,286.11			12,286.11	15	1,842.92	10,443.19
28	Water Purifier	8,659.16			8,659.16	15	1,298.87	7,360.29
29	Water Tank	5,043.81			5,043.81	15	756.57	4,287.24
30	Xerox Machine	24,438.79	63,000.00		87,438.79	25	21,859.70	65,579.09
		67,53,784.37	3,83,038.00	-	71,36,822.37		10,77,634.73	60,59,187.64

ALBERTIAN INSTITUTE OF MANAGEMENT - (From 1-Apr-2012)

Banerji Road, Kochi
Kerala - 682 018.

Trial Balance

1-Apr-2016 to 31-Mar-2017

Page 1

	Opening Balance		Closing Balance	
	Debit	Credit	Debit	Credit
Capital Account		3,11,49,873.76		3,11,49,873.76
General Fund		3,11,49,873.76		3,11,49,873.76
Loans (Liability)		3,58,90,403.30		3,79,71,092.30
Bank OD A/c		1,13,37,148.30		1,10,83,837.30
Advance From Trust		2,43,30,363.00		2,66,84,363.00
St. Alberts College		2,22,892.00		2,22,892.00
Current Liabilities	2,96,858.00	12,43,996.00	3,13,140.00	12,60,014.00
Provisions				53,453.00
Sundry Creditors	16,858.00	32,355.00	33,140.00	14,710.00
Caution Deposit - AIM		8,25,000.00		8,15,000.00
Caution Deposit - Hostel	2,80,000.00		2,80,000.00	
Students Prize Money				21,300.00
Unity Exam Fee (III and IV Sem.)		3,86,641.00		3,55,551.00
Fixed Assets	67,73,210.97	19,426.60	60,84,839.94	25,652.32
50" Plasma Panasonic TV		53,400.00		53,400.00
AC & Fittings		7,12,807.32		6,05,886.22
Aqua Guard Classic Water Purifier		8,490.00		8,490.00
Battery		4,139.91		3,104.93
Building Renovation Expenses	15,88,850.49		15,09,407.97	
Coffee Vending Machine		1,737.35		1,476.75
College Vehicle- Car		4,15,108.58		3,52,842.29
Computer & Printers	11,85,409.87		9,81,617.90	
Computer Software		25,956.69		19,467.52
Electrical Fittings		2,34,046.11		1,98,939.19
Electronic Equipments		3,37,241.28		4,17,686.84
EPBX Machine		6,558.85		5,575.02
Fax Machine		1,535.31		1,305.01
Furtagent Security Systems (CAMARA)		1,25,414.95		1,06,602.71
Furnish Cloth		3,740.64		3,179.54
Furniture		6,82,270.53		6,14,043.48
Generator		1,04,450.59		88,790.65
Hitachi Projector		3,117.23		2,337.92
Kitchen Ware		1,574.89		1,338.66
Ladder		627.66		564.89
Library Books		9,87,065.43		8,23,629.54
Shed Construction		45,012.83		40,511.55
Sign Board		2,833.73		2,125.30
Teaching Aids		1,53,694.69		1,22,955.75
Television			19,426.60	24,522.61
Tools		11,160.73		9,486.62
UPS		33,177.47		28,200.85
Carried Over	70,70,068.97	6,83,03,699.66	63,97,979.94	7,04,06,632.38

continued ...

	Opening Balance		Closing Balance	
	Debit	Credit	Debit	Credit
Brought Forward	70,70,068.97	6,83,03,699.66	63,97,979.94	7,04,06,632.38
Vaccum Cleaner	1,850.97		1,573.32	
Water Cooler	12,286.11		10,443.19	
Water Purifier	169.16			1,129.71
Water Tank	5,043.81		4,287.24	
Xerox Machine	24,428.79		65,569.09	
Current Assets	6,78,11,204.60	9,32,313.00	7,57,01,726.60	2,950.00
Loans & Advances (Asset)	6,70,67,702.94		7,50,74,642.94	
Sundry Debtors	2,33,107.00	9,32,313.00	1,42,280.00	2,950.00
Cash-in-hand	27,239.00		23,346.00	
Bank Accounts	4,51,156.66		4,29,458.66	
TDS 2014-15	31,999.00		31,999.00	
Indirect Incomes			4,52,849.00	1,77,49,029.40
Advance for Other Expense			24,756.00	
AIM Subscription Journal -Erudition				2,750.00
Application Fee Received				42,350.00
FEE FOR SAP			2,79,014.00	
Fee for Training				23,990.00
FINE FOR VIOLATION OF RULES				14,100.00
Hostel Rent Received				600.00
INDUSTRIAL VISIT			1,49,079.00	
Interest on IT Refund				40,110.00
INTEREST RECEIVED				1,65,746.40
Miscellaneous Income				59,098.00
Refund of Tax Amount				42,040.00
Students Welfare Fund				2,000.00
Tuition Fees				1,73,52,500.00
Xerox Charge Received				3,745.00
Indirect Expenses			1,12,60,934.15	9,617.00
E Governance			27,519.00	
Maintenance of Academic Facilities			13,82,427.40	9,617.00
Maintenance of Physical Facilities			10,98,895.00	
Salary & Remuneration			59,23,235.00	
Scholarships & Awards			60,000.00	
Aide Crossing Fee 16-17			75,000.00	
Charity			7,500.00	
Depreciation			10,77,634.75	
Entertainment Expenses			2,781.00	
Expense for Outside Seminar			75,099.00	
Faculty Development Programmes			13,085.00	
Finesse - 2016			1,075.00	
Gratuity Amount			32,700.00	
HOSTEL EXPENSES			14,021.00	
Interest & Bank Charges			5,41,872.00	
K.T.Antony				
MANAGEMENT CONTRIBUTION FOR ESI			43,860.00	
Carried Over	7,48,81,273.57	6,92,36,012.66	9,38,13,489.69	8,81,68,228.78

Trial Balance : 1-Apr-2016 to 31-Mar-2017

	Opening Balance		Closing Balance	
	Debit	Credit	Debit	Credit
Brought Forward	7,48,81,273.57	6,92,36,012.66	9,38,13,489.69	8,81,68,228.78
Miscellaneous Expenses			5,645.00	
M's Leaf Learning Academy			3,15,750.00	
Online Subscription Charges			1,22,139.00	
PROVIDENT FUND A/C			20,524.00	
Sponson 16			4,06,654.00	
Uniform for Students			13,518.00	
VECHILE REPAIRS				
Profit & Loss A/c		2,09,65,109.47		2,09,65,109.47
Diff. in Opening Balances	1,53,19,848.56		1,53,19,848.56	
Grand Total	9,02,01,122.13	9,02,01,122.13	10,91,33,338.25	10,91,33,338.25

St. Albert's College Autonomous, Kochi

Banerji Road, Ernakulam

Trial Balance

1-Apr-2016 to 31-Mar-2017

Page 1

	Opening Balance		Closing Balance	
	Debit	Credit	Debit	Credit
Capital Account		3,13,51,178.84		4,54,37,324.35
Corpus Funds				1,72,000.00
General Fund		3,13,51,178.84		4,52,65,324.35
Loans (Liability)		3,16,14,694.50		3,18,05,274.50
Advance From Edn & Cha Trust of AD of Verapoly		3,05,67,026.00		3,05,67,026.00
PD Caution Deposit		9,12,378.50		11,53,458.50
PD UGC Grant		23,040.00		23,040.00
Security Deposit		83,000.00		
Caution Deposit		29,250.00		61,750.00
Current Liabilities		6,09,236.05		1,59,236.05
Provisions		5,61,013.85		1,11,013.85
Sundry Creditors		48,222.20		48,222.20
Fixed Assets	5,30,72,233.05		6,01,02,835.05	
Infrastructure Augmentation	5,30,72,233.05		6,01,02,835.05	
AEF Books & Journals			1,96,106.00	
AEF Equipments	4,41,890.00		32,69,709.00	
AEF Glass Wares			6,056.00	
AEF Library Equipments/Books/Journals			39,000.00	
AEF Office/Lab Equipments & Teaching Aids	50,37,230.00		54,97,389.00	
Albert's College - New Building	4,37,04,535.05		4,48,25,979.05	
Aquaguard	5,490.00		45,990.00	
Camera Surveillance			2,72,285.00	
Cycle			4,809.00	
Indoor Stadium	29,76,330.00		29,76,330.00	
Solar Energy & LED Expenses			10,16,161.00	
Books & Journals	25,870.00		25,870.00	
Printer			1,31,250.00	
Computers & Lab Equipments			60,097.00	
Furniture & Fixtures	8,80,888.00		17,35,804.00	
Investments	8,64,783.00			
FD Addon CAN SNSA 705009	5,00,000.00			
FD Innovative 1 CAN SNSF 707152	1,11,111.00			
FD Innovative 2 CAN SNSF 707151	2,44,444.00			
FD Innovative 3 CAN CDSA 569946	9,228.00			
Current Assets	1,74,82,042.18		2,73,18,593.49	
Deposits (Asset)	20,00,000.00		20,00,000.00	
FD SIB H 396929	10,00,000.00		10,00,000.00	
FD SIB H 396930	10,00,000.00		10,00,000.00	
Loans & Advances (Asset)	19,11,392.00		20,13,892.00	
Cash-in-Hand	6,66,703.94		92,669.94	
Bank Accounts	1,29,03,946.24		2,32,12,031.55	
Indirect Incomes			3,44,689.00	8,84,75,480.14
Albertian External Funding Incomes				65,73,709.00
PD Income From Special Fees			3,44,689.00	14,72,075.00
State Govt Research & Academic Scholarship				29,11,489.00
Application Form Sales				74,115.00
Income From Online Registration				25,200.00
Income From Retired Staff				1,29,300.00
Income From Staff				2,97,201.00
Online Registration Fees				15,52,650.00
PD Tuition Fees				14,77,575.00
Salary for Aided Staff From State Government				3,93,74,174.40
Carried Over	7,14,19,058.23	6,35,75,109.39	8,77,66,117.54	16,58,77,315.04

continued ...

	Opening Balance		Closing Balance	
	Debit	Credit	Debit	Credit
Brought Forward	7,14,19,058.23	6,35,75,109.39	8,77,66,117.54	16,58,77,315.04
Course Fees				3,40,41,474.00
Autonomy Grant				2,82,397.00
Interest Received				4,75,806.00
Other Income				70,711.74
Indirect Expenses			7,20,41,000.83	
HRD			56,832.00	
Green Initiatives & Waste Management			3,08,595.00	
Garden Upkeep			40,800.00	
Cleaning Expenses			2,67,795.00	
Scholarships/Awards/Support			2,40,395.00	
Prize Money			2,13,890.00	
Mementoes, Awards & Related Expenses			26,505.00	
E Governance			2,66,495.23	
Telephone Charges			1,94,424.00	
Website Expenses			66,772.35	
Bank Charges			5,298.88	
Maintenance of Academic Facilities			1,13,15,240.50	
Albertian External Funding Expenses			5,96,913.00	
PD Account Statements			44,71,353.50	
University Fees			6,66,673.00	
Advertisement Charges			1,53,964.00	
Department Support			3,01,375.00	
Expo Expenses			69,500.00	
Lab Materials			79,731.00	
Marathon Expenses			21,900.00	
Photo Exhibition			14,384.00	
Printing And Stationary			4,05,779.00	
Profession Body Annual Affiliation Fees			7,000.00	
Staff Welfare Expenses			35,500.00	
Advertisement Expenses			27,250.00	
Autonomy Expenses			8,25,597.00	
Cultural Activities			23,750.00	
Department Expenses			5,31,182.00	
Exam Remuneration			20,000.00	
Printing & Stationary			1,27,883.00	
Publicity Expenses			5,500.00	
Reception Expenses			21,765.00	
Stall Expenses			4,71,620.00	
Treasury Payment			23,08,720.00	
Meeting Expenses			1,12,475.00	
Postage			15,426.00	
Maintenance of Physical Facilities			78,61,437.00	
PTA			7,76,695.00	
Furniture Maintenance			57,278.00	
Insurance Premium			6,342.00	
Light & Sound Expenses			75,000.00	
Generator Charges			77,005.00	
Professional Charges			17,646.00	
Security Service Expenses			2,24,191.00	
Travelling Allowances			1,12,095.00	
Electricity Charges			9,85,314.00	
Food Expenses			15,484.00	
Miscellaneous Expenses			14,085.00	
Office Expenses			3,10,942.00	
Carried Over	7,14,19,058.23	6,35,75,109.39	15,98,07,118.37	16,58,77,315.04

	Opening Balance		Closing Balance	
	Debit	Credit	Debit	Credit
Brought Forward	7,14,19,058.23	6,35,75,109.39	15,98,07,118.37	16,58,77,315.04
<i>Repairs and Maintenance</i>			50,90,596.00	
<i>Water Charges</i>			98,764.00	
<i>TDS</i>				
Salary & Remuneration			5,19,92,006.10	
Profit & Loss A/c		78,43,948.84	60,70,196.67	
Grand Total	7,14,19,058.23	7,14,19,058.23	16,58,77,315.04	16,58,77,315.04

St. Albert's College, Ernakulam, Kochi - 682 018.
Statement of Income and Expenditure for the year ended 31.03.2018

Expenditure	Amount	Income	Amount
Autonomy Expenses	3,74,747.00	External Funding Income	81,27,515.15
Bank charges	9,501.30	Bank Interest	6,31,508.00
Cleaning charges	2,74,436.50	Course Fee	4,04,00,482.00
Department Expenses	6,79,188.00	Exam Charges	1,61,150.00
Electricity Charges	6,91,757.00	Exam fees	18,84,655.00
Expense on Principal a	34,74,668.90	Exam revaluation fee	1,00,160.00
External Funding exper	56,80,451.04	Income From Principle account	29,94,986.70
ESI	6,20,164.00	Online registration fee	14,63,865.00
Food Expenses	12,78,384.00	Other Income	52,76,501.50
Lab materials	1,09,705.00	PD Income from Special Fees	6,45,520.01
Meetings & Seminar	1,84,210.00	State Govt Research & Academic	26,24,041.80
Office Expenses	76,557.00		
PD Account Statements	14,02,703.35		
PD special fees	10,12,137.00		
Postage	6,168.00		
Printing & Stationery	7,26,532.00		
Professional charges	8,47,830.00		
Provident Fund	3,21,297.00		
PTA Expenses	2,63,087.00		
Repairs & Maintenance	1,35,20,908.00		
Salary & Allowances	1,22,30,202.00		
Security service	1,97,733.00		
Stall Expenses	6,76,590.00		
Other expenses	25,23,004.58		
Telephone Charges	1,42,821.00		
Travelling Allowances	40,689.00		
Travelling Expenses	2,33,775.00		
University Affiliation Fee	3,55,853.85		
University Fees	2,23,720.65		
Water Charges	1,90,598.00		
Depreciation	28,50,038.41		
Excess of Income Over Expenditure	1,30,90,927.48		
TOTAL	6,43,10,385.16	TOTAL	6,43,10,385.16

Ernakulam
20.09.2018

As per my report of even date

K. T. ANTONY F.C.A.
Partner (M. No. 25154)
Firm Reg. No. 1918

**EDUCATIONAL AND CHARITABLE TRUST OF ARCHDIOCESE OF VERAPOLY
ALBERTIAN INSTITUTE OF MANAGEMENT**

Statement of Income and Expenditure for the year ended 31.03.2018

Expenditure	Rs.	Income	Rs.
Advertisement Charges	594,036.00	Advance for Other Expenses	1,522,670.00
AICTE Processing Fee	75,000.00	AIM Subscription Journal	1,650.00
Audit Fees	66,750.00	Application Fee Received	29,150.00
Diesel	24,386.00	Club Activities	4,240.00
Educational Scholarships	60,000.00	FD Programme	3,269.00
Electricity Charges	506,834.00	Fine for Violation of Rules	9,500.00
Entertainment Expenses	9,724.00	Bank Interest	603,091.67
Expenses For Outside Seminar	29,172.00	Micellaneous Income	83,260.00
Faculty Development Programme	2,300.00	Tution Fee	14,152,000.00
Finesse - 2016	16,700.00	Xerox Charges Received	2,535.00
Finesse - 2017	95,632.00		
Garden Maintenance	27,890.00		
Gratutiy Amount	63,365.00		
Honorarium to Guest Faculty	5,000.00		
Hostel Expenses	8,784.00		
IDCE Programme	55.00		
IEDC Programme	1,643.00		
Income Tax Penalty	17,180.00		
Insurance for assets	7,072.00		
Interest & Bank Charges	341,488.80		
Management Contribution to ESI	52,419.00		
Meetings & Seminar	96,429.00		
Miscellaneous Expenses	200.00		
News paper & Periodicals	130,469.00		
Office Expenses	167,640.00		
Online Subscription Charges	315,670.00		
Placement Expenses	33,992.00		
Postage	10,576.00		
Printing & Stationary	238,239.00		
Provident Fund paid	120,017.00		

**JOINT SECRETARY
EDUCATIONAL AND
CHARITABLE TRUST OF
ARCHDIOCESE OF VERAPOLY**

....2



[Handwritten Signature]

ALBERTIAN INSTITUTE OF MANAGEMENT
Statement of Income and Expenditure for the year ended 31.03.2018

Repairs & Maintenance	627,988.00		
Salary & Allowances	5,976,626.00		
Sponson 2017	32,017.00		
Staff Welfare	15,731.00		
Subscription Charges	17,000.00		
Telephone Charges	25,914.00		
Travelling Allowances	13,446.00		
Uniform for Students	254,353.00		
Vehicle Insurance	12,277.00		
Vehicle Repairs	5,000.00		
Water Charges	11,764.00		
Depreciation	921,937.64		
Excess Of Income Over Expenditure	5,378,649.23		
Total	16,411,365.67	Total	16,411,365.67

Ernakulam
1.10.2018

As per my report of even date



JOINT SECRETARY
EDUCATIONAL AND
CHARITABLE TRUST OF
ARCHDIOCESE OF ERNAKULAM

[Signature]

For K. T. ANTONY & ASSOCIATES
CHARTERED ACCOUNTANTS

[Signature]
TARUN THOMAS A.C.A.
Partner (M. No. 237452)
Firm Reg. No. 1918

St. Albert's College Autonomous, Kochi

Banerji Road, Ernakulam

Trial Balance

1-Apr-2017 to 31-Mar-2018

Page 1

	Opening Balance		Closing Balance	
	Debit	Credit	Debit	Credit
Capital Account		4,54,37,324.35		4,56,92,324.35
Corpus Funds		1,72,000.00		4,27,000.00
General Fund		4,52,65,324.35		4,52,65,324.35
Loans (Liability)		3,18,05,274.50		3,23,17,234.50
Advance From Edn & Cha Trust of AD of Verapoly		3,05,67,026.00		3,05,67,026.00
PD Caution Deposit		11,53,458.50		12,21,618.50
PD UGC Grant		23,040.00		23,040.00
Security Deposit				13,750.00
Caution Deposit		61,750.00		4,91,800.00
Current Liabilities		1,59,236.05		1,59,236.05
Provisions		1,11,013.85		1,11,013.85
Sundry Creditors		48,222.20		48,222.20
Fixed Assets	6,01,02,835.05		6,27,40,199.69	
Infrastructure Augmentation	6,01,02,835.05		6,27,40,199.69	
Electrical Appliances			58,118.00	
AEF Books & Journals	1,96,106.00		3,30,221.00	
AEF Equipments	32,69,709.00		34,85,803.00	
AEF Furniture			2,75,400.00	
AEF Glass Wares	6,056.00		18,564.00	
AEF Library Equipments/Books/Journals	39,000.00		1,78,282.00	
AEF Office/Lab Equipments & Teaching Aids	54,97,389.00		64,64,493.64	
Albert's College - New Building	4,48,25,979.05		4,50,03,892.05	
Aquaguard	45,990.00		45,990.00	
Camera Surveillance	2,72,285.00		2,72,285.00	
Cutlery			13,599.00	
Cycle	4,809.00		4,809.00	
Indoor Stadium	29,76,330.00		29,76,330.00	
Solar Energy & LED Expenses	10,16,161.00		10,16,161.00	
Books & Journals	25,870.00		25,870.00	
Library Books			8,367.00	
Printer	1,31,250.00		3,34,900.00	
Computers & Lab Equipments	60,097.00		1,67,591.00	
Furniture & Fixtures	17,35,804.00		20,59,524.00	
Current Assets	2,73,18,593.49		4,31,33,658.38	
Deposits (Asset)	20,00,000.00		70,00,000.00	
FD CSB CFD/14 1989935			25,00,000.00	
FD CSB CFD/14 1989936			25,00,000.00	
FD SIB H 396929	10,00,000.00		10,00,000.00	
FD SIB H 396930	10,00,000.00		10,00,000.00	
Loans & Advances (Asset)	20,13,892.00		94,25,304.00	
Cash-in-Hand	92,669.94		1,44,738.95	
Bank Accounts	2,32,12,031.55		2,65,63,615.43	
Indirect Incomes			10,12,137.00	6,43,10,385.16
Albertian External Funding Incomes				81,27,515.15
PD Income From Special Fees			10,12,137.00	6,45,520.01
State Govt Research & Academic Scholarship				56,19,028.50
Income From Online Registration				33,100.00
Income From Staff				1,48,526.00
Online Registration Fees				14,63,865.00
Registration				32,520.00
Salary for Aided Staff From State Government				
Course Fees				4,75,93,010.50
Carried Over	8,74,21,428.54	7,74,01,834.90	10,68,85,995.07	14,24,79,180.06

continued ...

	Opening Balance		Closing Balance	
	Debit	Credit	Debit	Credit
Brought Forward	8,74,21,428.54	7,74,01,834.90	10,68,85,995.07	14,24,79,180.06
Autonomy Grant				26,07,649.00
Interest Received				6,31,508.00
Other Income				15,792.00
			4,56,12,778.63	
Indirect Expenses			3,26,558.50	
Green Initiatives & Waste Management			52,122.00	
Garden Upkeep			2,74,438.50	
Cleaning Expenses			3,36,034.00	
Scholarships/Awards/Support			3,03,290.00	
Prize Money			32,744.00	
Mementoes, Awards & Related Expenses			1,81,994.98	
E Governance			1,42,821.00	
Telephone Charges			29,672.68	
Website Expenses			9,501.30	
Bank Charges			1,21,22,958.15	
Maintenance of Academic Facilities			24,46,052.40	
Albertian External Funding Expenses			14,02,703.35	
PD Account Statements			5,79,574.50	
University Fees			21,000.00	
Advertisement Charges			14,193.00	
Alumni Expenses			2,917.00	
Chapel Expenses			53,835.00	
Department Support			99,000.00	
Expenses for NSS Activities			1,82,500.00	
Expenses for SSP Grant			82,594.00	
Expenses for WWS			34,74,668.90	
Expenses - Principal's Account			2,69,142.00	
Expo Expenses			1,09,705.00	
Lab Materials			1,05,073.00	
Laboratory Expenses			21,160.00	
National-International Day Celebrations			13,595.00	
Photo Exhibition			3,67,411.00	
Printing And Stationary			2,830.00	
Sports Expenses			4,350.00	
Staff Welfare Expenses			3,175.00	
Students ID Card Expenses			700.00	
Advertisement Expenses			3,74,747.00	
Autonomy Expenses			60,907.00	
Cultural Activities			6,79,188.00	
Department Expenses			2,11,900.00	
Exam Remuneration			3,59,121.00	
Printing & Stationary			42,120.00	
Publicity Expenses			13,295.00	
Reception Expenses			6,76,590.00	
Stall Expenses			4,500.00	
Subscription Charges			2,54,033.00	
Treasury Payment			1,84,210.00	
Meeting Expenses			6,168.00	
Postage			1,79,55,975.00	
Maintenance of Physical Facilities			2,63,087.00	
PTA			6,506.00	
Insurance Premium			70,000.00	
Light & Sound Expenses			26,261.00	
PD Social Service			1,96,452.00	
Travelling Expenses			74,759.00	
Generator Charges				
Carried Over	8,74,21,428.54	7,74,01,834.90	15,24,98,773.70	14,24,79,180.06

	Opening Balance		Closing Balance	
	Debit	Credit	Debit	Credit
Brought Forward	8,74,21,428.54	7,74,01,834.90	15,24,98,773.70	14,24,79,180.06
<i>Professional Charges</i>			8,47,830.00	
<i>Security Service Expenses</i>			1,97,733.00	
<i>Travelling Allowances</i>			78,012.00	
<i>Electricity Charges</i>			6,91,757.00	
<i>Food Expenses</i>			12,78,384.00	
<i>Medical Expenses</i>			3,49,040.00	
<i>Miscellaneous Expenses</i>			56,285.00	
<i>Office Expenses</i>			76,557.00	
<i>Repairs and Maintenance</i>			1,35,52,714.00	
<i>Water Charges</i>			1,90,598.00	
<i>TDS</i>				
<i>Salary & Remuneration</i>			1,46,89,258.00	
<i>Profit & Loss A/c</i>		1,00,19,593.64		1,00,19,593.64
Grand Total	8,74,21,428.54	8,74,21,428.54	15,24,98,773.70	15,24,98,773.70

ALBERTIAN INSTITUTE OF MANAGEMENT - (From 1-Apr-2012)

Banerji Road, Kochi
Kerala - 682 018.

Trial Balance 1-Apr-2017 to 31-Mar-2018

Page 1

	Opening Balance		Closing Balance	
	Debit	Credit	Debit	Credit
Capital Account		3,11,49,873.76		3,11,49,873.76
General Fund		3,11,49,873.76		3,11,49,873.76
Loans (Liability)		3,79,71,092.30		3,53,51,574.30
Bank CO A/c		1,10,63,837.30		9,47,907.30
Advance From Trust		2,66,84,363.00		2,66,84,363.00
St. Alberts College		2,22,892.00		77,19,304.00
	3,13,140.00	12,60,014.00	2,94,001.00	10,96,257.00
Current Liabilities				8,996.00
Provisions		53,453.00		40,357.00
Sundry Creditors	33,140.00	14,710.00	14,001.00	7,25,000.00
Caution Deposit - A/c		8,15,000.00		
Caution Deposit - Hostel	2,80,000.00		2,80,000.00	
Students Prize Money		21,300.00		21,300.00
Unity Exam Fee (III and IV Sem.)		3,55,551.00		3,00,604.00
	60,84,839.94	25,652.32	54,11,578.98	31,088.00
Fixed Assets			53,400.00	
50" Plasma Panasonic TV		53,400.00		5,15,004.00
AC & Fittings		6,05,886.22		8,490.00
Aqua Guard Classic Water Purifier		8,490.00		2,328.00
Battery		3,104.93		14,33,937.00
Building Renovation Expenses		15,09,407.97		1,255.00
Coffee Vending Machine		1,476.75		2,99,916.00
College Vehicle- Car		3,52,842.29		7,36,213.00
Computer & Printers		9,81,617.90		14,601.00
Computer Software		19,467.52		1,69,099.00
Electrical Fittings		1,98,939.19		3,55,034.00
Electronic Equipments		4,17,686.84		4,739.00
EPBX Machine		5,575.02		1,110.00
Fax Machine		1,305.01		2,10,457.00
Firegent Security Systems (CAMARA)		1,06,602.71		2,703.00
Furnish Cloth		3,179.54		5,52,639.00
Furniture		6,14,043.48		75,472.00
Generator		88,790.65		1,753.00
Hitachi Projector		2,337.92		4,444.00
Kitchen Ware		1,338.66		508.00
Ladder		564.89		6,94,549.00
Library Books		8,23,629.54		36,460.00
Shed Construction		40,511.55		1,594.00
Sign Board		2,125.30		1,41,404.00
Teaching Aids		1,22,955.75		28,854.00
Television			24,522.61	8,064.00
Tools		9,486.62		23,970.00
UPS		28,200.85		
	63,97,979.94	7,04,06,632.38	57,05,579.98	6,76,28,793.06
Carried Over				

continued ...

ALBERTIAN INSTITUTE OF MANAGEMENT - (From 1-Apr-2012)

Trial Balance : 1-Apr-2017 to 31-Mar-2018

Page 2

	Opening Balance		Closing Balance	
	Debit	Credit	Debit	Credit
Brought Forward	63,97,979.94	7,04,06,632.38	57,05,579.98	6,76,28,793.06
Vacuum Cleaner	1,573.32		1,338.00	
Water Cooler	10,443.19		8,277.00	
Water Purifier		1,129.71		2,234.00
Water Tank	4,287.24		3,643.98	
Xerox Machine	65,569.09		49,177.00	
Current Assets	7,57,01,726.60	2,950.00	7,93,25,867.47	3,83,525.00
Deposits (Asset)			60,00,000.00	
Loans & Advances (Asset)	7,50,74,642.94		7,20,97,702.94	
Sundry Debtors	1,42,280.00	2,950.00	1,77,990.00	3,83,525.00
Cash-in-hand	23,346.00		17,672.00	
Bank Accounts	4,29,458.66		10,00,503.53	
Jeevanacham				
TDS 2014-15	31,999.00		31,999.00	
Indirect Incomes				1,63,61,721.67
Advance for Other Expense				15,22,670.00
AIM Subscription Journal -Erudition				1,650.00
Application Fee Received				29,150.00
Club Activities				4,240.00
FD PROGRAMME				3,269.00
FINE FOR VIOLATION OF RULES				9,500.00
INTEREST RECEIVED				5,49,447.67
Miscellaneous income				87,260.00
Tuition Fees				1,41,52,000.00
Xerox Charge Received				2,535.00
Indirect Expenses			1,10,32,716.44	
E Governance			25,914.00	
Maintenance of Academic Facilities			13,22,558.00	
Maintenance of Physical Facilities			12,84,961.00	
Salary & Remuneration			59,76,626.00	
Scholarships & Awards			60,000.00	
AICTE CROSSING FEE 17-18			75,000.00	
Depreciation			9,21,937.64	
Entertainment Expenses			9,724.00	
Expense for Outside Seminar			29,172.00	
Faculty Development Programmes			2,300.00	
Finesse - 2016			16,700.00	
Finesse 2017			95,632.00	
Gratuity Amount			63,365.00	
HOSTEL EXPENSES			8,784.00	
IDCE PROGRAMME			55.00	
IEDC PROGRAMME			1,643.00	
Income Tax Penalty			17,180.00	
Interest & Bank Charges			3,41,488.80	
K.T.Anthony				
MANAGEMENT CONTRIBUTION FOR ESI			52,419.00	
Carried Over	8,20,99,706.54	7,04,09,582.38	9,60,64,163.89	8,43,74,039.73

continued ...

Trial Balance : 1-Apr-2017 to 31-Mar-2018

	Opening Balance		Closing Balance	
	Debit	Credit	Debit	Credit
Brought Forward	8,20,99,706.54	7,04,09,582.38	9,60,64,163.89	8,43,74,039.73
Miscellaneous Expenses			200.00	
M's Leaf Learning Academy			3,15,670.00	
Online Subscription Charges			1,20,017.00	
PROVIDENT FUND A/C				
Provident Fund Miscellaneous			31,451.00	
Sponseon 17			568.00	
Sponson 18			2,54,353.00	
Uniform for Students			5,000.00	
VECHILE REPAIRS				
Profit & Loss A/c		2,70,09,972.72		2,70,09,972.72
Diff. in Opening Balances	1,53,19,848.56		1,53,19,848.56	
Grand Total	9,74,19,555.10	9,74,19,555.10	11,13,84,012.45	11,13,84,012.45

St. Albert's College, Ernakulam, Kochi - 682 018.
Statement of Income and Expenditure for the year ended 31.03.2019

Expenditure	Amount	Income	Amount
Advertisement Charges	50,000.00	External Funding Income	34,38,788.00
Autonomy Expenses	5,77,833.90	Course Fee	4,66,20,069.00
Bank charges	13,412.01	Exam fees	37,08,715.00
Cleaning charges	2,25,326.00	Exam revaluation fee	7,14,681.00
Chappel expenses	5,256.00	Interest received	9,13,291.00
CSGP Exposure Progra	1,45,800.00	Income From Principle account	13,59,879.00
Cultural activities	72,620.00	Online registration fee	18,81,114.00
Department Expenses	10,85,312.00	Other Income	70,77,303.00
Donation paid	6,800.00	PD Income from Special Fees	(15,93,568.00)
Electricity Charges	6,36,808.00	Registration	2,44,551.00
Exam Remuneration	10,61,175.00	Research fees	2,000.00
Expense on Principal a	16,22,253.82	Salary Income from State Governm	7,62,04,812.00
External Funding exper	30,29,430.06	State Govt Research & Academic S	56,36,417.00
ESI	7,27,748.00		
Expo Expenses	2,35,382.00		
Expenses for NSS activ	65,250.00		
Expense for WWS	10,000.00		
Food Expenses	26,21,537.00		
Garden maintenance	63,240.00		
Honorarium to Gust Fac	4,93,700.00		
Honorarium	34,700.00		
Insurance	6,506.00		
Medical expenses	6,712.00		
Meetings & Seminar	1,51,838.00		
Miscellaneous Expense	3,88,304.00		
National Seminar	45,251.00		
Office Expenses	45,793.00		
PD Account Statements	80.90		
PD special fees	39,430.00		
Postage	7,749.00		
Printing & Stationery	6,52,174.00		
Prize Money	8,51,874.00		
Professional charges	86,845.00		
Provident Fund	4,26,011.00		



St. Albert's College, Ernakulam, Kochi - 682 018.
Statement of Income and Expenditure for the year ended 31.03.2019

Publicity Expenses	3,000.00		
Repairs & Maintenance	60,47,538.00		
Salary & Allowances	1,24,84,580.00		
Salary Distribution From	7,62,04,812.00		
Security service	2,72,865.00		
Sports	12,445.00		
Staff Welfare	94,209.00		
State Govt Research &	44,19,838.20		
Subscriptions & membe	1,01,951.00		
Telephone Charges	2,81,143.00		
Travelling Allowances	1,06,618.36		
Travelling Expenses	2,11,811.84		
Treasury Payment	37,52,287.00		
University Affiliation Fee	59,050.00		
University Expenses	54,89,164.00		
Website	1,53,330.02		
Water Charges	1,36,049.20		
Depreciation w/off	31,29,910.98		
Excess of income	1,77,55,297.71		
Total	14,62,08,052.00	Total	14,62,08,052.00

Ernakulam
3.10.2019

As per our report of even date



For K. T. ANTONY & ASSOCIATES
CHARTERED ACCOUNTANTS

K. T. ANTONY F.C.A.
Partner (M. No. 26154)
Firm Reg. No. 1915

St. Albert's College, Ernakulam, Kochi - 682 018.
Balance Sheet as on 31.03.2019

Liabilities	Amount	Assets	Amount
General Fund:	5,42,83,657.83	Fixes Assets as per schedule	4,26,80,821.68
Add : Surplus	1,77,55,297.71		
	7,20,38,955.54		
Current Liabilities :-		Current Assets:-	
Albertian Scholarship Fu	6,88,500.00	Deposits & Advances receivable	94,69,670.00
Deposits & Advances pa	3,79,46,675.55	Fixed Deposit	4,05,00,000.00
		Bank balances	1,78,91,463.46
		Cash in hand	1,32,175.95
	11,06,74,131.09		11,06,74,131.09

Ernakulam
3.10.2019

As per our report of even date



For K. T. ANTONY & ASSOCIATES
CHARTERED ACCOUNTANTS

[Signature]
K. T. ANTONY F.C.A.
Partner (M. No. 26154)
Firm Reg. No. 1913

**EDUCATIONAL AND CHARITABLE TRUST OF ARCHDIOCESE OF VERAPOLY
ALBERTIAN INSTITUTE OF MANAGEMENT**

Statement of Income and Expenditure for the year ended 31.03.2019

Expenditure	Rs.	Income	Rs.
Salary & Allowances	51,64,250.00	Tution fee	1,45,02,979.00
Interest & Bank charges	3,41,997.52	Bank Interest	6,96,901.80
Gratutiy Amount	4,19,367.00	Other Income	21,21,436.00
Industrial Visits expenses	3,90,377.00		
Uniform for Students	3,74,701.00		
Other administrative expenses	29,35,688.00		
Depreciation	8,64,458.00		
Excess Of Income Over Expenditure	68,30,478.28		
Total	1,73,21,316.80	Total	1,73,21,316.80

Ernakulam
3.10.2019

As per my report of even date

For K. T. ANTONY & ASSOCIATES
CHARTERED ACCOUNTANTS



(Signature)
K. T. ANTONY F.C.A.
Partner (M. No. 26154)
Firm Reg. No. 191S

Albertian Institute of Management Schedules as on 31.3.2019

Other Administrative expenses

Advertisement Charges	1,27,402.00
AMC	3,000.00
Audit Fees	57,500.00
Board of Studies expenses	10,256.00
Diesel	20,222.00
Christmas gift	48,762.00
Educational Scholarships	50,000.00
Electricity Charges	4,52,901.00
Entertainment Expenses	9,315.00
Expenses For Outside Seminar	25,400.00
Faculty Development Programe	19,445.00
Finesse - 2018	1,00,003.00
Garden Maintenance	29,765.00
Honorarium to Guest Faculty	25,000.00
Interest on Income Tax	3,145.00
Insurance for assets	7,072.00
Management Contribution to ESI	54,712.00
Meetings & Seminar	1,32,274.00
Miscellaneous Expenses	501.00
News paper & Periodicals	1,21,567.00
Office Expenses	1,16,335.00
Placement Expenses	52,269.00
Postage	10,493.00
Printing & Stationary	2,62,307.00
Provident Fund paid	1,05,771.00
Repairs & Maintenance	8,92,646.00
Rates & Taxes	3,080.00
Sponson 2018	21,147.00
Sports expenses	13,003.00
Staff Welfare	20,561.00
Subscription Charges	19,957.00
Students training	42,000.00
Telephone Charges	24,277.00
Transporting charges	1,790.00
Travelling Allowances	20,091.00
Vehicle Insurance	7,385.00
Water Charges	24,334.00

29,35,688.00

Other Income

Advance for Other Expenses	19,80,000.00
AIM Subscription Journal	550.00
Library fine	400.00
Application Fee Received	26,400.00
Fine for Violation of Rules	63,529.00
Micellaneous Income	48,307.00
Xerox Charges Received	2,250.00
	<hr/>
	21,21,436.00



EDUCATIONAL AND CHARITABLE TRUST OF ARCHDIOCESE OF VERAPOLY
ALBERTIAN INSTITUTE OF MANAGEMENT
Banerji Road, Ernakulam, Kochi - 682 018

Balance Sheet as on 31.03.2019

Liabilities	Rs.	Assets	Rs.
General Fund	4,81,57,784.17	Fixed Assets	
Surplus during the year	68,30,478.28	Balance as per schedule	51,60,480
Secured Loans		Current Assets	
Federal Bank A/c no. 13755600001493	33,56,631.50	Deposits & Advances receivable	8,49,23,590
Deposits & Advances payable	3,52,59,346.10	Cash & Bank balances	
		Bank Balances	35,07,010
		Cash in hand	13,150
Total	9,36,04,240.05	Total	9,36,04,240.05

Ernakulam
1.10.2018

As per my report of even date



For K. T. ANTONY & ASSOCIATES
CHARTERED ACCOUNTANTS

(Signature)
K. T. ANTONY F.C.A.
Partner (M. No. 26154)
Firm Reg. No. 191S

Albertian Institute of Management - Schedules as on 31.3.2019

Deposits & Advances payable


Advance from Trust	2,66,84,363.00
Caution Deposit	4,60,000.00
ESI Payable	1,357.00
PF payable	8,570.00
Retention Amount	20,000.00
St.Alberts College	77,19,304.00
TDS Payable	10,100.00
University Exam fee	3,55,652.10
	<hr/>
	3,52,59,346.10

Deposits & Advances receivable

Advanace to AISAT	7,04,80,305.94
Security Deposit - AICTE	
Students Account - Debtors	2,19,129.00
TDS - 2011-12	9,729.00
TDS - 2014-15	31,999.00
TDS - 2016-17	12,785.00
TDS - 2017-18	53,644.00
Barbara Lonan Advance	6,500.00
Mini George	7,000.00
Dr.Geo Jos Fernandez Loan	90,000.00
ArchbishopAttipetty -13800200109203	40,00,000.00
Fixed Deposit	1,00,00,000.00
Mr.John K V Loan	12,500.00
	<hr/>
	8,49,23,591.94

Bank Balances

Federal Bank SB A/c No : 117311	1,54,390.84
South Indian Bank	33,52,619.27
	<hr/>
	35,07,010.11



St. Albert's College Autonomous, Kochi
Banerji Road, Ernakulam

Trial Balance

1-Apr-2018 to 31-Mar-2019

Page 1

	Opening Balance		Closing Balance	
	Debit	Credit	Debit	Credit
Capital Account		4,56,92,324.35		4,59,53,824.35
Corpus Funds		4,27,000.00		6,88,500.00
General Fund		4,52,65,324.35		4,52,65,324.35
Loans (Liability)		3,23,17,234.50		3,22,98,274.50
Advance From Edn & Cha Trust of AD of Verapoly		3,05,67,026.00		3,05,67,026.00
PD Caution Deposit		12,21,618.50		13,05,138.50
PD UGC Grant		23,040.00		23,040.00
Security Deposit		13,750.00		3,750.00
Caution Deposit		4,91,800.00		3,99,320.00
Current Liabilities		1,59,236.05		1,59,236.05
Provisions		1,11,013.85		1,11,013.85
Sundry Creditors		48,222.20		48,222.20
Fixed Assets	6,27,40,199.69		6,56,38,036.61	
Infrastructure Augmentation	6,27,40,199.69		6,56,38,036.61	
Electrical Appliances	58,118.00		58,118.00	
AEF Books & Journals	3,30,221.00		4,34,880.00	
AEF Equipments	34,85,803.00		44,84,587.26	
AEF Furniture	2,75,400.00		2,75,400.00	
AEF Glass Wares	18,564.00		18,564.00	
AEF Library Equipments/Books/Journals	1,78,282.00		1,78,282.00	
AEF Office/Lab Equipments & Teaching Aids	64,64,493.64		64,66,499.64	
Albert's College - New Building	4,50,03,892.05		4,50,03,892.05	
Aquaguard	45,990.00		45,990.00	
Camera Surveillance	2,72,285.00		2,72,285.00	
Cutlery	13,599.00		39,976.00	
Cycle	4,809.00		4,809.00	
Indoor Stadium	29,76,330.00		29,76,330.00	
Solar Energy & LED Expenses	10,16,161.00		10,16,161.00	
Air Conditioner			31,500.00	
Books & Journals	25,870.00		25,870.00	
Library Books	8,367.00		9,685.00	
Printer	3,34,900.00		3,40,600.00	
Computers & Lab Equipments	1,67,591.00		10,34,268.66	
Furniture & Fixtures	20,59,524.00		29,20,339.00	
Current Assets	4,31,33,658.38		6,79,58,183.41	
Deposits (Asset)	70,00,000.00		4,05,00,000.00	
FD CSB CFD/14 1989935	25,00,000.00		25,00,000.00	
FD CSB CFD/14 1989936	25,00,000.00		25,00,000.00	
FD CSB CFD/15 2141439			50,00,000.00	
FD CSB CFD/15 2141440			50,00,000.00	
FD SIB 9808100000006277			50,00,000.00	
FD SIB 98100000006274			50,00,000.00	
FD SIB 98100000006275			50,00,000.00	
FD SIB 98100000006276			50,00,000.00	
FD SIB H 396929	10,00,000.00		10,00,000.00	
FD SIB H 396930	10,00,000.00		10,00,000.00	
FD CSB CFD/15 2141690			35,00,000.00	
Loans & Advances (Asset)	94,25,304.00		94,35,804.00	
Cash-in-Hand	1,44,738.95		1,32,175.95	
Bank Accounts	2,65,63,615.43		1,78,90,203.46	
			17,88,084.00	6,73,32,055.80
Indirect Incomes				34,38,788.00
Albertian External Funding Incomes				
Carried Over	10,58,73,858.07	7,81,68,794.90	13,53,84,304.02	14,57,43,390.70

continued ...

	Opening Balance		Closing Balance	
	Debit	Credit	Debit	Credit
Brought Forward	10,58,73,858.07	7,81,68,794.90	13,53,84,304.02	14,57,43,390.70
PD Income From Special Fees			17,88,084.00	1,55,086.00
State Govt Research & Academic Scholarship				25,76,457.80
Income From Online Registration				7,000.00
Income From Staff				66,000.00
Online Registration Fees				18,81,114.00
Registration				2,44,551.00
Salary for Aided Staff From State Government				
Course Fees				5,52,19,470.00
Interest Received				9,13,291.00
Other Income				28,30,298.00
Indirect Expenses			3,80,91,432.82	27,282.97
Donation Given			6,800.00	
Green Initiatives & Waste Management			2,88,566.00	
Garden Upkeep			63,240.00	
Cleaning Expenses			2,25,326.00	
Scholarships/Awards/Support			8,51,874.00	
Prize Money			8,51,874.00	
E Governance			4,72,390.00	24,504.97
Telephone Charges			2,81,143.00	
Website Expenses			1,53,330.02	
Bank Charges			13,412.01	
Maintenance of Academic Facilities			1,08,63,284.42	2,778.00
Albertian External Funding Expenses			10,49,588.80	
PD Account Statements			2,858.90	2,778.00
University Fees			59,050.00	
Advertisement Charges			47,000.00	
Chapel Expenses			5,256.00	
CSGP Exposure Program			1,45,800.00	
Expenses for NSS Activities			65,250.00	
Expenses for WWS			10,000.00	
Expenses - Principal's Account			16,22,253.82	
Expo Expenses			2,35,382.00	
National-International Day Celebrations			45,251.00	
Printing And Stationary			4,22,782.00	
Sports Expenses			12,445.00	
Staff Welfare Expenses			94,209.00	
Advertisement Expenses			3,000.00	
Autonomy Expenses			5,77,833.90	
Cultural Activities			72,620.00	
Department Expenses			10,85,312.00	
Exam Remuneration			10,61,175.00	
Printing & Stationary			2,29,392.00	
Publicity Expenses			3,000.00	
Subscription Charges			1,01,951.00	
Treasury Payment			37,52,287.00	
Meeting Expenses			1,51,838.00	
Postage			7,749.00	
Maintenance of Physical Facilities			1,05,67,387.40	
Insurance Premium			6,506.00	
Travelling Expenses			98,116.00	
Professional Charges			86,845.00	
Security Service Expenses			2,72,865.00	
Travelling Allowances			2,20,314.20	
Electricity Charges			6,36,808.00	
Food Expenses			26,21,537.00	
Carried Over	10,58,73,858.07	7,81,68,794.90	17,34,75,736.84	14,57,70,673.67

St. Albert's College Autonomous, Kochi
 Trial Balance : 1-Apr-2018 to 31-Mar-2019

	Opening Balance		Closing Balance	
	Debit	Credit	Debit	Credit
Brought Forward	10,58,73,858.07	7,81,68,794.90	17,34,75,736.84	14,57,70,673.67
Medical Expenses			6,712.00	
Miscellaneous Expenses			3,88,304.00	
Office Expenses			45,793.00	
Repairs and Maintenance			60,47,538.00	
Water Charges			1,36,049.20	
TDS				
Salary & Remuneration				1,50,41,131.00
Profit & Loss A/c		2,77,05,063.17		
Grand Total	10,58,73,858.07	10,58,73,858.07	17,34,75,736.84	17,34,75,736.84

ALBERTIAN INSTITUTE OF MANAGEMENT - (From 1-Apr-2012)

Banerji Road, Kochi
Kerala - 682 018.

Trial Balance

1-Apr-2018 to 31-Mar-2019

Page 1

	Opening Balance		Closing Balance	
	Debit	Credit	Debit	Credit
Capital Account		3,11,49,873.76		3,11,49,873.76
General Fund		3,11,49,873.76		3,11,49,873.76
		3,53,51,574.30		3,77,60,298.50
Loans (Liability)				33,56,631.50
Bank OD A/c		9,47,907.30		2,66,84,363.00
Advance From Trust		2,66,84,363.00		77,19,304.00
St. Alberts College		77,19,304.00		11,35,679.10
	2,94,001.00	10,96,257.00	2,86,500.00	
Current Liabilities				10,100.00
Provisions		8,996.00		29,927.00
Sundry Creditors	14,001.00	40,357.00	6,500.00	7,40,000.00
Caution Deposit - AIM		7,25,000.00		
Caution Deposit - Hostel	2,80,000.00		2,80,000.00	
Students Prize Money		21,300.00		3,55,652.10
Unity Exam Fee (III and IV Sem.)		3,00,604.00		
	54,11,578.98	31,088.00	51,96,192.98	35,707.00
Fixed Assets				
50" Plasma Panasonic TV		53,400.00		53,400.00
AC & Fittings		5,15,004.00		4,82,804.00
Aqua Guard Classic Water Purifier		8,490.00		8,490.00
Battery		2,328.00		1,746.00
Building Renovation Expenses	14,33,937.00			13,62,241.00
Coffee Vending Machine		1,255.00		1,067.00
College Vehicle- Car		2,99,916.00		2,54,929.00
Computer & Printers		7,36,213.00		5,99,148.00
Computer Software		14,601.00		10,951.00
Electrical Fittings		1,69,099.00		1,43,734.00
Electronic Equipments		3,55,034.00		6,63,006.00
EPBX Machine		4,739.00		4,029.00
Fax Machine		1,110.00		944.00
Firstgent Security Systems (CAMARA)		2,10,457.00		1,78,889.00
Furnish Cloth		2,703.00		2,297.00
Furniture		5,52,639.00		4,97,376.00
Generator		75,472.00		64,152.00
Hitachi Projector		1,753.00		1,315.00
Kitchen Ware		4,444.00		7,450.00
Ladder		508.00		458.00
Library Books		6,94,549.00		6,35,248.00
Shed Construction		36,460.00		32,814.00
Sign Board		1,594.00		1,196.00
Teaching Aids		1,41,404.00		1,13,124.00
Television				32,535.00
Tools			28,854.00	
UPS				6,855.00
				20,375.00
	57,05,579.98	6,76,28,793.06	54,82,692.98	7,00,81,558.36
Carried Over				

continued ...

	Opening Balance		Closing Balance	
	Debit	Credit	Debit	Credit
Brought Forward	57,05,579.98	6,76,28,793.06	54,82,692.98	7,00,81,558.36
Vaccum Cleaner	1,338.00		1,138.00	
Water Cooler	8,277.00		7,036.00	
Water Purifier		2,234.00		3,172.00
Water Tank	3,643.98		3,097.98	
Xerox Machine	49,177.00		36,883.00	
Current Assets	7,93,25,867.47	3,83,525.00	8,87,63,073.05	3,14,600.00
Deposits (Asset)	60,00,000.00		1,00,00,000.00	
Loans & Advances (Asset)	7,20,97,702.94		7,46,77,202.94	
Sundry Debtors	1,77,990.00	3,83,525.00	5,33,159.00	3,14,600.00
Cash-in-hand	17,672.00		13,152.00	
Bank Accounts	10,00,503.53		35,07,560.11	
Registration Deposits				
TDS 2014-15	31,999.00		31,999.00	
Indirect Incomes			3,93,522.00	1,73,21,316.80
Advance for Other Expense				19,80,000.00
AIM Subscription Journal -Erudition				550.00
Application Fee Received				26,400.00
FINE FOR VIOLATION OF RULES				63,529.00
INDUSTRIAL VISIT			3,90,377.00	
INTEREST RECEIVED				6,96,901.80
Library Fine				400.00
Miscellaneous Income				48,307.00
Tax Interest Amount			3,145.00	
Tuition Fees				1,45,02,979.00
Xerox Charge Received				2,250.00
Indirect Expenses			1,00,97,316.52	
E Governance			24,277.00	
Maintenance of Academic Facilities			10,09,274.00	
Maintenance of Physical Facilities			14,97,905.00	
Salary & Remuneration			51,64,250.00	
Scholarships & Awards			50,000.00	
Depreciation			8,64,458.00	
Dr Sreejith				
Entertainment Expenses			9,315.00	
Expense for Outside Seminar			25,400.00	
Faculty Development Programmes			19,445.00	
Finesse 2018			1,00,003.00	
Gratuity Amount			4,19,367.00	
Interest & Bank Charges			3,41,997.52	
MANAGEMENT CONTRIBUTION FOR ESI			54,712.00	
Miscellaneous Expenses			501.00	
Mr Manoj Edward				
Prof (Dr) Harbandran				
PROVIDENT FUND A/C				
Sponson 18			1,05,771.00	
			21,147.00	
Carried Over	8,50,31,447.45	6,80,12,318.06	10,47,36,604.55	8,77,17,475.16

Trial Balance : 1-Apr-2018 to 31-Mar-2019

	Opening Balance		Closing Balance	
	Debit	Credit	Debit	Credit
Brought Forward	8,50,31,447.45	6,80,12,318.06	10,47,36,604.55	8,77,17,475.16
<i>Sports Expense</i>			13,003.00	
<i>Transporting Charges</i>			1,790.00	
<i>Uniform for Students</i>			3,74,701.00	
<i>Profit & Loss A/c</i>		3,23,38,977.95		3,23,38,977.95
<i>Diff. in Opening Balances</i>	1,53,19,848.56		1,53,19,848.56	
Grand Total	10,03,51,296.01	10,03,51,296.01	12,00,56,453.11	12,00,56,453.11

St. Albert's College, Ernakulam, Kochi - 682 018.
Statement of Income and Expenditure for the year ended 31.03.2020

Expenditure	Amount	Income	Amount
Advertisement Charges	71,992.00	Autonomy Grant received	35,21,757.00
AEF Expenditure	9,63,003.50	Course Fee	4,95,31,411.00
Academic support facilities	34,55,094.75	Exam fees	48,40,337.00
Autonomy Expenses	7,20,974.00	Exam revaluation fee	1,40,265.00
Bank charges	20,532.33	Interest received	18,96,629.50
Cleaning charges	4,85,469.00	Income From Principle account	16,48,979.00
CSGP ExposureProgram	2,26,787.00	Online registration fee	7,21,420.00
Department Expenses	20,44,958.25	Other Income	1,09,55,582.04
Electricity Charges	7,12,907.24	PD E Grants	69,12,828.00
Exam Remuneration	7,71,350.00	PD Income from Special Fees	21,35,266.00
Expo Expenses	1,81,900.00	Salary Income from State Government	10,01,27,864.00
Expense for WWS	1,59,770.00		
Expense for SSP grant	1,07,000.00		
Food Expenses	37,16,741.00		
Meetings & Seminar	2,89,614.20		
Office Expenses	5,72,481.00		
Other expenses	7,28,060.00		
PD Account Statements	87,38,404.00		
Printing & Stationery	7,93,137.00		
Prize Money	4,58,549.50		
Repairs & Maintenance	78,53,257.00		
Salary & Allowances	1,75,15,231.00		
Salary Distribution From	10,01,27,864.00		
Security service	3,72,000.00		
Telephone Charges	2,63,105.00		
Travelling Allowances	1,33,829.00		
Treasury Payment	37,64,559.00		
University Expenses	5,39,600.00		
Water Charges	2,11,157.20		
Depreciation w/off	36,42,157.68		
Excess of income	2,27,90,853.89		
Total	18,24,32,338.54	Total	18,24,32,338.54



For K. T. ANTONY & ASSOCIATES
CHARTERED ACCOUNTANTS

K. T. ANTONY F.C.A.
Partner (M. No. 26154)
Firm Reg. No. 1915

Staff Salary & Allowance	1,46,18,359.00
ESI Contribution	8,75,380.00
PF	5,35,792.00
Gratuity	6,32,825.00
Honorarium	5,47,875.00
Honorarium to Guest Fa	3,05,000.00
	1,75,15,231.00

Other expenses

Laboratory expenses	13,605.00
Light & Sound	15,000.00
Major Project	97,239.00
Medical expenses	52,684.00
Mementos & Related ex	36,570.00
Postage	5,364.00
Sports	10,870.00
Chappel expenses	10,905.00
Cultural activities	9,709.00
Garden maintenance	72,117.00
Website	80,736.00
Travelling expenses	75,249.00
Professional charges	93,965.00
Staff Welfare	39,909.00
Stall expenses	1,12,258.00
Subscription to Microsof	1,880.00
	7,28,060.00

Other Income

Income from Alumini	3,68,500.00
Income from College store	1,33,975.00
Income from Consultancy	6,66,407.00
Income from Coupon	13,03,237.00
Income from Departments	18,89,311.00
Income from Programmes	1,81,000.00
Income from RUSA	25,00,000.00
Income from Solar Panels	6,171.00
Income from Sponsorship	2,55,300.00
Income from UBA/Social Outreach	50,000.00
Income from UGC funding	17,500.00
Income from University	3,49,756.00
KCSTE	15,000.00
Major Project	97,239.00
SERB Project	5,00,000.00
Other Income	4,44,621.04
SSP Grant	1,07,000.00
WWS Grant	1,56,435.00
Income From Fun Games	31,025.00
Income From Computer centre	1,37,500.00
Income From Hostel	1,24,000.00
Income From IEDC	10,000.00
Income From Online registration	14,94,605.00
Income From Quartes	1,17,000.00
Total	1,09,55,582.04

Interest Received	
AEF Bank Interest	1,37,473.00
Interest Received	17,59,156.50
	<u>18,96,629.50</u>



6,70,40,000.00

UDIN : 20026154AAAAEX3557

St. Albert's College, Ernakulam, Kochi - 682 018.

Balance Sheet as on 31.03.2020


Liabilities	Amount	Assets	Amount
General Fund:	7,20,38,955.54	Fixes Assets as per schedule	4,62,95,878.00
Add : Surplus	2,27,90,853.89		
	9,48,29,809.43		
Current Liabilities :-		Current Assets:-	
Albertian Scholarship Fu	53,49,184.05	Deposits & Advances receivable	91,20,170.00
Deposits & Advances pa	3,88,39,589.50	Fixed Deposit	6,70,40,000.00
		Bank balances	1,61,86,981.53
		Cash in hand	3,75,553.45
	13,90,18,582.98		13,90,18,582.98

Ernakulam
21.12.2020

As per our report of even date

For K. T. ANTONY & ASSOCIATES
CHARTERED ACCOUNTANTS




K. T. ANTONY F.C.A.
Partner (M. No. 26154)
Firm Reg. No. 191S

St. Alberts College

Deposits & Advances receivable as on 31.3.2020

Albertian Institute of Management	77,19,304.00
Albertian Institute of Science & Tech	13,50,000.00
TDS	33,866.00
Salary Advance	17,000.00
	<u>91,20,170.00</u>

Deposits & Advances payable

Caution Deposit	2,80,580.00
Gratuity payable	6,32,825.00
PD Caution Deposit	13,34,218.50
PD UGC Grant	23,040.00
Salary deposit payable	4,90,000.00
TDS payable	22,735.00
Advance from Trust	3,60,56,191.00
	<u>3,88,39,589.50</u>

Fixed Deposits as on 31.3.2020

FD	50,00,000.00
FD	12,40,000.00
FD	40,00,000.00
FD CSB CFD/14 1989935	25,00,000.00
FD CSB CFD/14 1989936	25,00,000.00
FD CSB CFD/15 2141439	50,00,000.00
FD CSB CFD/15 2141440	50,00,000.00
FD CSB CFD/15 2141807	50,00,000.00
FD CSB CFD/19 3018089	6,50,000.00
FD SIB 9808100000006277	50,00,000.00
FD SIB 98100000006274	50,00,000.00
FD SIB 98100000006275	50,00,000.00
FD SIB 98100000006276	50,00,000.00
FD SIB 98101000017174	50,00,000.00
FD SIB H 396929	10,00,000.00
FD SIB H 396930	10,00,000.00
FD CSB CFD/15 2141690	35,00,000.00
FD CSB CFD/19 3018092	50,00,000.00
FD CSB CFD/19 3018093	6,50,000.00
	<u>6,70,40,000.00</u>



St. Alberts College

Cash & Bank balances as on 31.3.2020

Bank Balance;

Department Accounts

SIB Computer Science 63128	38,006.00
SIB Aquaculture 63130	27,422.00
SIB Commerce Regular 63131	7,353.99
SIB Renewable Energy 63132	4,806.00
SIB Commerce SF 63133	4,126.00
SIB Oriental 63134	18,554.00
SIB Social Work 63135	28,776.62
SIB Economics 63136	37,990.00
SIB Logistics 63138	35,200.68
SIB BBA 63139	3,639.00
SIB Administative Staff 63142	6,883.00
SIB English 63143	3,938.00
SIB Space Science 63156	12,521.00
SIB Physics 63165	38,046.00
SIB Botany 63166	8,889.00
SIB Mathematics 63167	1,995.00
SIB Chemistry 63169	3,425.00
SIB Zology 63173	21,574.00
SIB Phy. Edu. 63710	1,28,656.50
SIB 64080 Retail Management	1,413.80
SIB 64081 Travel & Tourism	1,413.80
PD Treasury Accounts	
PD 01Main 909-1 Treasury	20,87,263.00
PD 02FMC 909-3 Treasury	31,876.00
PD 03CD 909-5 Treasury	13,24,436.00
PD 04UGC 909-4 Treasury	23,040.00
UGC Accounts	
UGC Main 805101021166 Common UGC	3,22,165.91
UGC FIST 805101024556 FIST	6,704.00
UGC DBT-STAR 805101026651 DBT	9,31,743.74
UGC Innovative 805101024993 Spacec S	2,39,552.00
UGC ADDON 805101025006 MATLAB	5,408.40
UGC REC 805101026830 Recovery	2,699.00
UGC WH 805101025005 W Hostel	34.00

Cash Balance;

Cash in hand - PD	2,75,091.10
PD CD Cash	9,782.50
PD E Grants Cash	83,725.00
PD FMC Cash	160.35
CSGP Cash	476.00
SACC Cash	3,533.50
Cash in hand	2,785.00
	3,75,553.45



UGC DST 805101029426 Young Scientist	3,858.00
UGC MRP 805101026787 Benno P	2,196.00
UGC 30349 Principal	3,23,033.00
UGC 02969 RUSA	34,99,662.00
State Govt Accounts	
SG01 SBI 67102857940 Salary Account-Pr	21,665.58
SG02 PD SBI 30830277351 Egrants	4,91,101.70
SG03 KSCSTE 805101028890 Project	33,353.00
SG04 SBI STATE 66123 University	1,70,895.50
SG05 SBI 40352 NSS	1,664.45
SG06 SBI 43447 WWWS	18,835.00
SG06 SBI STATE 673086544197 WWS	5,730.00
SG07 SBI STATE 67317213301 SSP	7,278.00
SG08 SBI STATE 67216828625 Projects	3,259.00
College Bank Accounts	
C01 SIB - 56321 SAC	41,53,297.90
C02 SIB - 56324 M	6,37,518.45
C04 SIB Scholarship 63056	10,215.00
C05 SIB 63144 Aquinas	2,675.00
C06 SIB Expo 0098053000063055	4,69,501.52
C07 CSB 90002 CSGP	2,58,355.00
C08 CSB 90003 SACC	4,76,569.00
C09 CAN Consultancy 805101028122	619.00
C010 SIB 63168 IEDC	1,51,454.00
C 11 190005 Consultancy	14,745.50
C12CSB 190004 UBA	960.00
C13 CSB 190006 St. Alberts	1,566.25
C14 CAN 30557 TDS	1,129.00
C03 CSB 90001 Autonomous	15,033.24
	1,260.00
	1,61,86,981.53



**EDUCATIONAL AND CHARITABLE TRUST OF ARCHDIOCESE OF VERAPOLY
ALBERTIAN INSTITUTE OF MANAGEMENT**

Statement of Income and Expenditure for the year ended 31.03.2020


Expenditure	Rs.	Income	Rs.
Salary & Allowances	57,36,513.00	Tution fee	1,74,40,000.00
Interest & Bank charges	1,40,749.39	Bank Interest	7,35,650.00
Industrial Visits expenses	2,17,006.00	Other Income	26,74,057.00
Uniform for Students	3,33,008.00		
Other administrative expenses	29,83,877.92		
Depreciation	8,28,511.00		
Excess Of Income Over Expenditure	1,06,10,041.69		
Total	2,08,49,707.00	Total	2,08,49,707.00

Ernakulam
21.12.2020

As per my report of even date



For K. T. ANTONY & ASSOCIATES
CHARTERED ACCOUNTANTS


K. T. ANTONY F.C.A.
Partner (M. No. 26154)
Firm Reg. No. 191S

EDUCATIONAL AND CHARITABLE TRUST OF ARCHDIOCESE OF VERAPOLY
ALBERTIAN INSTITUTE OF MANAGEMENT
Banerji Road, Ernakulam, Kochi - 682 018


Balance Sheet as on 31.03.2020

Liabilities	Rs.	Assets	Rs.
General Fund	5,49,88,262.45	Fixed Assets	
Surplus during the year	1,06,10,041.69	Balance as per schedule	53,42,372.00
		Current Assets	
Secured Loans		Deposits & Advances receivable	9,46,31,192.94
Federal Bank A/c no. 13755600001493	6,49,093.50		
Deposits & Advances payable	3,55,58,221.10	Cash & Bank balances	
		Bank Balances	21,46,682.80
Sundry Creditors	3,60,590.00	Cash in hand	45,961.00
Total	10,21,66,208.74	Total	10,21,66,208.74

Ernakulam
21.12.2020

As per my report of even date

For K. T. ANTONY & ASSOCIATES
CHARTERED ACCOUNTANTS


K. T. ANTONY F.C.A.
Partner (M. No. 26154)
Firm Reg. No. 1915



Albertian Institute of Management
Schedule as on 31.3.2020

Sl.No	Items	Opening Balance as on 01.04.19	Additions	Deletions	Gross Total	Rate	Depreciation	Closing Balance as on 31.3.2020
1	AC & Fitting	4,82,804.00						
2	Battery	1,746.00	1,43,500.00		6,26,304.00	15	93,945.00	5,32,359.00
3	Building renovation Exp.	13,62,241.00			1,746.00	25	436.00	1,310.00
4	Computer & printers	5,99,148.00	20,665.00		13,62,241.00	5	68,112.00	12,94,129.00
5	Computer Software	10,951.00			6,19,813.00	25	1,54,953.00	4,64,860.00
6	Coffee Vending Machine	1,067.00			10,951.00	25	2,737.00	8,214.00
7	College Vehicle Car	2,54,929.00			1,067.00	15	160.00	907.00
8	Electrical fittings	1,43,734.00			2,54,929.00	15	38,239.00	2,16,690.00
9	Electronic Equipments	6,63,006.00	26,276.00		1,43,734.00	15	21,560.00	1,22,174.00
10	EPBX Machine	4,029.00			6,89,282.00	15	1,03,392.00	5,85,890.00
11	Fax Machine	944.00			4,029.00	15	604.00	3,425.00
12	Firstgen Securitiy Systems	1,78,889.00			944.00	15	141.00	803.00
13	Furnish Cloth	2,297.00			1,78,889.00	15	26,833.00	1,52,056.00
14	Furniture	4,97,376.00	85,550.00		2,297.00	15	344.00	1,953.00
15	Generator	64,152.00			5,82,926.00	10	58,292.00	5,24,634.00
16	Hitachi Projector	1,315.00			64,152.00	15	9,622.00	54,530.00
17	Kitchen Ware	7,450.00			1,315.00	25	328.00	987.00
18	Ladder	458.00			7,450.00	15	1,117.00	6,333.00
19	Library books	6,35,248.00	20,382.00		458.00	10	45.00	413.00
20	New Conference Room		7,14,024.00		6,55,630.00	20	1,31,126.00	5,24,504.00
21	Shed Construction	32,814.00			7,14,024.00	10	71,402.00	6,42,622.00
22	Sign Board	1,196.00			32,814.00	10	3,281.00	29,533.00
23	Teaching Aids	1,13,124.00			1,196.00	25	299.00	897.00
24	Television	20,865.00			1,13,124.00	20	22,624.00	90,500.00
25	Tools	6,855.00			20,865.00	15	3,129.00	17,736.00
26	UPS	20,375.00			6,855.00	15	1,028.00	5,827.00
27	Vacuum Cleaner	1,138.00			20,375.00	15	3,056.00	17,319.00
28	Water Cooler	7,036.00			1,138.00	15	170.00	968.00
29	Water Purifier	5,318.00			7,036.00	15	1,055.00	5,981.00
30	Water Tank	3,098.00			5,318.00	15	797.00	4,521.00
31	Xerox Machine	36,883.00			3,098.00	15	464.00	2,634.00
		51,60,486.00	10,10,397.00	-	36,883.00	25	9,220.00	27,663.00
					61,70,883.00		8,28,511.00	53,42,372.00



Albertian Institute of Management

Deposits & Advances receivable

Balance as on 31.3.20

Advance to AISAT	7,04,80,305.94
Students Account - Debtors	(53,425.00)
TDS - 2011-12	9,729.00
TDS - 2014-15	31,999.00
TDS - 2016-17	12,785.00
TDS - 2017-18	53,644.00
Barbara Lonan Advance	5,000.00
Ms Francia Joseph Lonan	11,000.00
Mini George	8,500.00
Ms Shincy C M	59,500.00
Staff	2,654.00
Fixed Deposit	2,00,00,000.00
Mr. John K V Loan	500.00
Fr. Antony Arackal	2,575.00
Jose Williams	2,575.00
Nidhin John	2,443.00
Indu George	1,407.00
Sangeetha	1.00
ArchbishopAttipetty -13800200109203	40,00,000.00
	9,46,31,192.94

Deposits & Advances payable

As on 31.3.2020

Advance from Trust	2,66,84,363.00
ESI Payable	1,357.00
PF payable	17,285.00
TDS Payable	16,510.00
Caution Deposit	2,81,500.00
Caution Deposit Hostel	2,80,000.00
University Exam fee	5,16,850.10
Retention Amount	20,000.00
Staff Welfare Fund	1,440.00
St. Alberts College	77,38,916.00
	3,55,58,221.10

Bank Balances

As on 31.3.2020

Federal Bank SB A/c No : 117311	4,17,663.84
South Indian Bank	17,29,018.96
	21,46,682.80



St. Albert's College Autonomous, Kochi

Banerji Road, Ernakulam

Trial Balance

1-Apr-2019 to 31-Mar-2020

Page 1

	Opening Balance		Closing Balance	
	Debit	Credit	Debit	Credit
Capital Account		4,59,53,824.35		12,53,12,223.45
Corpus Funds		6,88,500.00		53,49,184.05
General Fund		4,52,65,324.35		11,99,63,039.40
Loans (Liability)		3,22,98,274.50		3,22,04,864.50
Advance From Edn & Cha Trust of AD of Verapoly		3,05,67,026.00		3,05,67,026.00
PD Caution Deposit		13,05,138.50		13,34,218.50
PD UGC Grant		23,040.00		23,040.00
Security Deposit		3,750.00		
Caution Deposit		3,99,320.00		2,80,580.00
Current Liabilities		1,59,236.05		11,45,560.00
Provisions		1,11,013.85		11,22,825.00
Sundry Creditors		48,222.20		
TDS Payable				22,735.00
Fixed Assets	6,56,38,036.61		7,28,95,250.61	
Infrastructure Augmentation	6,56,38,036.61		7,28,95,250.61	
Electrical Appliances	58,118.00		58,118.00	
AEF Books & Journals	4,34,880.00		4,54,550.00	
AEF Equipments	44,84,587.26		70,28,232.26	
AEF Furniture	2,75,400.00		2,75,400.00	
AEF Glass Wares	18,564.00		1,90,596.00	
AEF Library Equipments/Books/Journals	1,78,282.00		1,78,282.00	
AEF Office/Lab Equipments & Teaching Aids	64,66,499.64		64,66,499.64	
Albert's College - New Building	4,50,03,892.05		4,50,03,892.05	
Aquaguard	45,990.00		45,990.00	
Audio Visual Room			3,00,000.00	
Camera Surveillance	2,72,285.00		4,86,468.00	
Cutlery	39,976.00		44,773.00	
Cycle	4,809.00		4,809.00	
Indoor Stadium	29,76,330.00		29,76,330.00	
Mellano Hall			1,43,880.00	
Moping Trolley			10,660.00	
Nokia Phones			3,600.00	
Outdoor Gym			7,22,400.00	
Projector & Screen			1,33,265.00	
Shredder Machine			7,542.00	
Solar Energy & LED Expenses	10,16,161.00		10,16,161.00	
Sound Equipments			72,666.00	
UPS & Battery			42,000.00	
Air Conditioner	31,500.00		3,19,100.00	
Books & Journals	25,870.00		25,870.00	
Electrical Items			35,510.00	
Library Books	9,685.00		9,99,632.00	
Printer	3,40,600.00		3,40,600.00	
Computers & Lab Equipments	10,34,268.66		14,34,129.66	
Furniture & Fixtures	29,20,339.00		40,74,295.00	
Current Assets	6,79,58,183.41		9,26,87,578.98	
Deposits (Asset)	4,05,00,000.00		6,70,40,000.00	
FD CSB CFD/14 1989935	25,00,000.00		25,00,000.00	
FD CSB CFD/14 1989936	25,00,000.00		25,00,000.00	
FD CSB CFD/15 2141439	50,00,000.00		50,00,000.00	
FD CSB CFD/15 2141440	50,00,000.00		50,00,000.00	
FD CSB CFD/15 2141807	50,00,000.00		50,00,000.00	
Carried Over	13,35,96,220.02	7,84,11,334.90	16,55,82,829.59	15,86,62,647.95

continued ...

	Opening Balance		Closing Balance	
	Debit	Credit	Debit	Credit
Brought Forward	13,35,96,220.02	7,84,11,334.90	16,55,82,829.59	15,86,62,647.95
FD SIB 17520			12,40,000.00	
FD SIB 17522			50,00,000.00	
FD SIB 17523			40,00,000.00	
FD SIB 9808100000006277	50,00,000.00		50,00,000.00	
FD SIB 98100000006274	50,00,000.00		50,00,000.00	
FD SIB 98100000006275	50,00,000.00		50,00,000.00	
FD SIB 98100000006276	50,00,000.00		50,00,000.00	
FD SIB 98101000017174	50,00,000.00		50,00,000.00	
FD SIB H 396929	10,00,000.00		10,00,000.00	
FD SIB H 396930	10,00,000.00		10,00,000.00	
FD CSB CFD/15 2141690	35,00,000.00		35,00,000.00	
FD CSB CFD/19 3018089			6,50,000.00	
FD CSB CFD/19 3018092			50,00,000.00	
FD CSB CFD/19 3018093			6,50,000.00	
Loans & Advances (Asset)	94,35,804.00		90,86,304.00	
Cash-in-Hand	1,32,175.95		3,75,553.45	
Bank Accounts	1,76,90,203.46		1,61,85,721.53	
Indirect Incomes				18,23,35,099.54
Albertian External Funding Incomes				69,55,165.00
PD Income From Special Fees				21,35,266.00
State Govt Research & Academic Scholarship				89,11,563.00
Income From Online Registration				14,94,605.00
Online Registration Fees				7,21,420.00
Salary for Aided Staff From State Government				10,01,27,864.00
Course Fees				5,97,85,439.00
Autonomy Grant				35,21,757.00
Interest Received				17,59,156.50
Other Income				4,44,621.04
Indirect Expenses			15,59,02,087.97	
Green Initiatives & Waste Management			5,57,586.00	
Garden Upkeep			72,117.00	
Cleaning Expenses			4,85,469.00	
Scholarships/Awards/Support			4,95,119.50	
Prize Money			4,58,549.50	
Mementoes, Awards & Related Expenses			36,570.00	
E Governance			3,64,373.33	
Telephone Charges			2,63,105.00	
Website Expenses			80,736.00	
Bank Charges			20,532.33	
Maintenance of Academic Facilities			2,26,67,243.70	
Albertian External Funding Expenses			5,97,603.50	
PD Account Statements			87,38,404.00	
University Fees			5,39,600.00	
Academic Support Facilities			34,55,094.75	
Chapel Expenses			10,905.00	
CSGP Exposure Program			2,26,787.00	
Expenses for SSP Grant			1,07,000.00	
Expenses for WWS			1,59,770.00	
Expo Expenses			1,81,900.00	
Laboratory Expenses			13,605.00	
Printing And Stationary			2,15,069.00	
Sports Expenses			10,870.00	
Staff Welfare Expenses			39,909.00	
Advertisement Expenses			71,992.00	
Autonomy Expenses			7,20,974.00	
Carried Over	13,35,96,220.02	7,84,11,334.90	32,14,84,917.56	34,09,97,747.49

St. Albert's College Autonomous, Kochi

Trial Balance : 1-Apr-2019 to 31-Mar-2020

	Opening Balance		Closing Balance	
	Debit	Credit	Debit	Credit
Brought Forward	13,35,96,220.02	7,84,11,334.90	32,14,84,917.56	34,09,97,747.49
<i>Cultural Activities</i>			9,709.00	
<i>Department Expenses</i>			20,44,958.25	
<i>Exam Remuneration</i>			7,71,350.00	
<i>Printing & Stationary</i>			5,78,068.00	
<i>Stall Expenses</i>			1,12,258.00	
<i>Subscription Charges</i>			1,880.00	
<i>Treasury Payment</i>			37,64,559.00	
<i>Meeting Expenses</i>			2,89,614.20	
<i>Postage</i>			5,364.00	
<i>Maintenance of Physical Facilities</i>			1,38,09,270.44	
<i>Light & Sound Expenses</i>			15,000.00	
<i>Travelling Expenses</i>			75,249.00	
<i>Professional Charges</i>			93,965.00	
<i>Security Service Expenses</i>			3,72,000.00	
<i>Travelling Allowances</i>			1,33,829.00	
<i>Electricity Charges</i>			7,12,907.24	
<i>Food Expenses</i>			37,16,741.00	
<i>Medical Expenses</i>			52,684.00	
<i>Office Expenses</i>			5,72,481.00	
<i>Repairs and Maintenance</i>			78,53,257.00	
<i>Water Charges</i>			2,11,157.20	
<i>TDS</i>				
<i>Salary & Remuneration</i>				11,80,08,495.00
<i>Profit & Loss A/c</i>		5,51,64,885.12	1,95,12,829.93	
Grand Total	13,35,96,220.02	13,35,96,220.02	34,09,97,747.49	34,09,97,747.49

ALBERTIAN INSTITUTE OF MANAGEMENT - (From 1-Apr-2012)

Banerji Road Kochi
Kerala - 582 018.

Trial Balance

1-Apr-2019 to 31-Mar-2020

Page 1

	Opening Balance		Closing Balance	
	Debit	Credit	Debit	Credit
Capital Account		3,11,49,873.76		8,17,57,882.68
General Fund		3,11,49,873.76		8,17,57,882.68
Loans (Liability)		3,77,60,298.50		3,50,72,372.50
Bank OD A/c		33,56,631.50		8,49,093.50
Advance From Trust		2,66,84,363.00		2,66,84,363.00
St. Alberts College		77,19,304.00		77,38,916.00
Current Liabilities	2,86,500.00	11,35,679.10	1,04,000.00	15,82,877.10
Provisions		10,100.00		16,510.00
Sundry Creditors	6,500.00	29,927.00	1,04,000.00	4,88,017.00
Caution Deposit - AIM		7,40,000.00		5,61,500.00
Caution Deposit - Hostel	2,80,000.00			
Students Prize Money				5,16,850.10
Unity Exam Fee (III and IV Sem.)		3,55,652.10		
Fixed Assets	51,96,192.98	35,707.00	62,06,589.98	35,707.00
50" Plasma Panasonic TV		53,400.00		53,400.00
AC & Fittings	4,82,804.00		6,26,304.00	
Aqua Guard Classic Water Purifier		8,490.00		8,490.00
Battery		1,746.00		1,746.00
Building Renovation Expenses	13,62,241.00		13,62,241.00	
Coffee Vending Machine		1,067.00		1,067.00
College Vehicle- Car	2,54,929.00		2,54,929.00	
Computer & Printers	5,99,148.00		6,19,813.00	
Computer Software		10,951.00		10,951.00
Electrical Fittings	1,43,734.00		1,43,734.00	
Electronic Equipments	6,63,006.00		6,83,712.00	
EPBX Machine		4,029.00		4,029.00
Fax Machine		944.00		944.00
Firstgent Security Systems (CAMARA)	1,78,889.00		1,78,889.00	
Furnish Cloth		2,297.00		2,297.00
Furniture	4,97,376.00		5,82,926.00	
Generator		64,152.00		64,152.00
Hitachi Projector		1,315.00		1,315.00
Kitchen Ware		7,450.00		7,450.00
Ladder		458.00		458.00
Library Books		6,35,248.00		6,55,630.00
New Conference Room				7,14,024.00
Shed Construction	32,814.00		32,814.00	
Sign Board	1,196.00		1,196.00	
Speakers			5,570.00	
Teaching Aids	1,13,124.00		1,13,124.00	
Television		32,535.00		32,535.00
Carried Over	54,82,692.98	7,00,81,558.36	63,10,589.98	11,84,48,839.28

continued ...

	Opening Balance		Closing Balance	
	Debit	Credit	Debit	Credit
Brought Forward	54,82,692.98	7,00,81,558.36	63,10,589.98	11,84,48,839.28
Tools	6,855.00		6,855.00	
UPS	20,375.00		20,375.00	
Vacuum Cleaner	1,138.00		1,138.00	
Water Cooler	7,036.00		7,036.00	
Water Purifier		3,172.00		3,172.00
Water Tank	3,097.98		3,097.98	
Xerox Machine	36,883.00		36,883.00	
Current Assets	8,87,63,073.05	3,14,600.00	9,72,34,245.24	4,14,144.50
Deposits (Asset)	1,00,00,000.00		2,00,00,000.00	
Loans & Advances (Asset)	7,46,77,202.94		7,46,47,202.94	
Sundry Debtors	5,33,159.00	3,14,600.00	3,61,849.50	4,14,144.50
Cash-in-hand	13,152.00		45,961.00	
Bank Accounts	35,07,560.11		21,47,232.80	
TDS 2014-15	31,999.00		31,999.00	
Indirect Incomes			2,17,006.00	2,08,51,407.00
Advance for Other Expense				23,83,000.00
Application Fee Received				40,150.00
Consultancy				2,000.00
FINE FOR VIOLATION OF RULES				62,838.00
Hostel Admission Fee				1,500.00
Hostel Rent Received				13,500.00
IEDC ST Alberts College				15,000.00
INDUSTRIAL VISIT			2,17,006.00	
INTEREST RECEIVED				7,35,650.00
Miscellaneous Income				1,01,123.00
Sponsorship				54,400.00
Tuition Fees				1,74,40,000.00
Xerox Charge Received				2,246.00
Indirect Expenses			91,94,148.31	
E Governance			47,041.00	
Maintenance of Academic Facilities			11,61,644.00	
Maintenance of Physical Facilities			11,26,199.52	
Salary & Remuneration			57,36,513.00	
Scholarships & Awards			60,000.00	
Entertainment Expenses			12,982.00	
Expense for Outside Seminar			5,600.00	
Expo Expenses			16,170.00	
Faculty Development Programmes			9,663.00	
Finesse			1,25,601.00	
Interest & Bank Charges			1,40,749.39	
KMA COLLEGE MEMBERSHIP FEE			7,140.00	
KUFOS - Fee for Research Centre			1,00,000.00	
MANAGEMENT CONTRIBUTION FOR ESI			36,324.00	
PROVIDENT FUND A/C			1,22,983.00	
Sponson 2020			18,204.00	
Carried Over	9,42,45,766.03	7,03,96,158.36	11,29,55,989.53	13,97,14,390.78

Trial Balance : 1-Apr-2019 to 31-Mar-2020


	Opening Balance		Closing Balance	
	Debit	Credit	Debit	Credit
Brought Forward	9,42,45,766.03	7,03,96,158.36	11,29,55,989.53	13,97,14,390.78
Sports Expense			22,285.00	
Student's Industrial Visit Expense			33,712.00	
TDS INTEREST			8,826.00	
Uniform for Students			3,33,008.00	
Visiting Faculty			69,500.00	
Profit & Loss A/c		3,91,69,456.23	1,14,38,552.69	
Diff. in Opening Balances	1,53,19,848.56		1,53,19,848.56	
Grand Total	10,95,65,614.59	10,95,65,614.59	13,97,14,390.78	13,97,14,390.78

St. Albert's College, Ernakulam, Kochi - 682 018.
Statement of Income and Expenditure for the year ended 31.03.2021

Expenditure	Amount	Income	Amount
Administrative expenses	27,75,952.91	Albertian External Funding Income	77,04,046.00
Accademic Expenses	1,30,18,872.93	Course Fee	5,85,43,404.72
Repairs & Maintenance	1,27,83,993.00	Interest received	17,11,926.19
Salary & Allowances	2,00,41,881.25	Other Income	13,59,041.01
Scholarships & Awards	4,39,269.00		
Depreciation w/off	35,30,450.56	State Govt Research & Academic Scholarship Scholarship	60,49,022.00
Excess of income	2,27,77,020.27		
Total	7,53,67,439.92	Total	7,53,67,439.92

Ernakulam
31.12.2021

For K. T. ANTONY & ASSOCIATES
CHARTERED ACCOUNTANTS


K. T. ANTONY F.C.A.
Partner (M. No. 26154)
Firm Reg. No. 191S



Schedules as on 31.3.2021

Staff Salary & Allowance	1,86,15,724.00
AEF Fellowship	3,37,300.00
ESI Contribution	5,74,795.25
PF	4,55,674.00
Honorarium	9,000.00
Honorarium to Guest Fa	49,388.00
	<u>2,00,41,881.25</u>

Other expenses

Laboratory expenses	9,163.00
Light & Sound	30,000.00
Medical expenses	32,692.00
Postage	5,111.00
Sports	10,138.00
Chappel expenses	8,762.00
Cultural activities	1,700.00
Garden maintenance	83,946.00
Website	4,18,940.70
Travelling expenses	23,848.00
Professional charges	1,23,699.00
Staff Welfare	9,580.00
Miscellaneous expenses	1,260.00
	<u>7,58,839.70</u>

Other Income	
Online registration fee	4,98,809.01
Other Income	73,300.00
PD Income from Special Fees	7,86,932.00
	<u>13,59,041.01</u>

Administrative expenses	
Advertisement Charges	22,260.00
Bank charges	16,371.91
Cleaning charges	80,207.00
Electricity Charges	3,23,703.44
Office Expenses	5,16,721.00
Other expenses	7,58,839.70
Printing & Stationery	3,75,467.00
Security service	3,29,000.00
Telephone Charges	1,66,064.00
Travelling Allowances	21,460.00
Water Charges	1,65,858.86
	<u>27,75,952.91</u>

Accademic Expenses	
AEF Expenditure	2,17,485.37
Academic support facilities	14,87,139.40
Autonomy Expenses	6,16,936.00
Department Expenses	6,45,647.62
Exam Remuneration	35,700.00
Expo Expenses	80,664.00
Expense for NSS activities	63,050.00
Food Expenses	14,95,151.84
Meetings & Seminar	2,103.00
PD Account Statements	48,71,097.10
Treasury Payment	31,49,375.00
University Fees	3,54,523.60
	<u>1,30,18,872.93</u>



St. Albert's College, Ernakulam, Kochi - 682 018.
Balance Sheet as on 31.03.2021


Liabilities	Amount	Assets	Amount
General Fund:	9,48,29,809.43	Fixes Assets as per schedule	4,40,11,356.00
Add : Surplus	2,27,77,020.27		
	11,76,06,829.70		
Current Liabilities :-		Current Assets:-	
Albertian Scholarship Fu	55,36,184.05	Deposits & Advances receivable	82,02,168.00
Deposits & Advances pa	3,94,42,705.50	Fixed Deposit	7,07,40,000.00
		Bank balances	3,94,21,524.80
		Cash in hand	2,10,670.45
	16,25,85,719.25		16,25,85,719.25

Ernakulam
31.12.2021

As per our report of even date

For K. T. ANTONY & ASSOCIATES
CHARTERED ACCOUNTANTS




K. T. ANTONY F.C.A.
Partner (M. No. 26154)
Firm Reg. No. 191S

St. Alberts College

Deposits & Advances receivable as on 31.3.2021

	As on 31.3.2020	Additions	As on 31.3.2021
Albertian Institute of Management	77,19,304.00	(10,00,000.00)	67,19,304.00
Albertian Institute of Science & Tech	13,50,000.00		13,50,000.00
TDS	33,866.00	(29,502.00)	4,364.00
Salary Advance	17,000.00	1,11,500.00	1,28,500.00
	<u>91,20,170.00</u>		<u>82,02,168.00</u>

Deposits & Advances payable

Caution Deposit	2,80,580.00	6,62,691.00	9,43,271.00
Gratuity payable	6,32,825.00		6,32,825.00
PD Caution Deposit	13,34,218.50	(36,840.00)	12,97,378.50
PD UGC Grant	23,040.00		23,040.00
Salary deposit payable	4,90,000.00		4,90,000.00
TDS payable	22,735.00	(22,735.00)	-
Advance from Trust	3,60,56,191.00		3,60,56,191.00
	<u>3,88,39,589.50</u>		<u>3,94,42,705.50</u>

St. Alberts College

Cash & Bank balances as on 31.3.2021

Bank Balance;

Department Accounts

SIB Computer Science 63128	93,525.00	Cash in hand - PD	57,464.10
SIB Aquaculture 63130	10,321.00	PD CD Cash	462.50
SIB Commerce Regular 63131	1,018.99	PD E Grants Cash	83,541.00
SIB Renewable Energy 63132	11,700.00	PD FMC Cash	67,210.35
SIB Commerce SF 63133	9,863.00	CSGP Cash	6.00
SIB Oriental 63134	19,006.00	SACC Cash	1,956.50
SIB Social Work 63135	29,241.24	Cash in hand	30.00
SIB Economics 63136	71,681.00		<u>2,10,670.45</u>
SIB Logistics 63138	38,331.68		
SIB BBA 63139	2,819.00		
SIB Administrative Staff 63142	14,791.00		
SIB English 63143	4,029.00		



SIB Space Science 63156	14,193.00
SIB Physics 63165	25,884.00
SIB Botany 63166	2,499.00
SIB Mathematics 63167	1,282.00
SIB Chemistry 63169	58,011.00
SIB Zology 63173	22,090.00
SIB Phy. Edu. 63710	3,134.50
SIB 64080 Retail Management	1,032.72
SIB 64081 Travel & Tourism	1,032.72
PD Treasury Accounts	
PD 01Main 909-1 Treasury	39,48,035.00
UGC Accounts	
UGC Main 805101021166 Common UGC	2,78,704.89
UGC FIST 805101024556 FIST	6,304.00
UGC DBT-STAR 805101026651 DBT	9,59,397.29
UGC Innovative 805101024993 Spacec Sc	2,46,231.00
UGC ADDON 805101025006 MATLAB	5,572.40
UGC REC 805101026830 Recovery	2,781.00
UGC DST 805101029426 Young Scientist	3,371.00
UGC MRP 805101026787 Benno P	1,905.55
UGC 30349 Principal	4,63,058.70
UGC 30707 RUSA	1,02,11,937.85
State Govt Accounts	
SG01 SBI 67102857940 Salary Account-Pr	98,470.18
SG02 PD SBI 30830277351 Egrants	6,43,632.60
SG03 KSCSTE 805101028890 Project	28,335.85
SG04 SBI STATE 66123 University	61,098.50
SG05 SBI 40352 NSS	1,742.45
SG06 SBI 43447 WWWS	18,168.15
SG06 SBI STATE 673086544197 WWS	5,887.00
SG07 SBI STATE 67317213301 SSP	7,478.00
SG08 SBI STATE 67216828625 Projects	3,348.00
College Bank Accounts	
C01 SIB - 56321 SAC	1,33,13,583.09
C02 SIB - 56324 M	12,61,769.81
C04 SIB Scholarship 63056	84,971.00
C05 SIB 63144 Aquinas	8,191.00
C06 SIB Expo 0098053000063055	12,585.36



C07 CSB 90002 CSGP	7,52,432.00
C08 CSB 90003 SACC	6,72,615.70
C09 CAN Consultancy 805101028122	639.00
C010 SIB 63168 IEDC	1,47,129.10
C 11 190005 Consultancy	7,52,351.98
C12CSB 190004 UBA	52.50
C13 CSB 190006 St. Alberts	98,888.92
C14 CAN.30557 TDS	7,586.00
C03 CSB 90001 Autonomous	48,77,784.08
	3,94,21,524.80

Fixed Deposits as on 31.3.2021

FD SIB 17522	50,00,000.00
FD SIB 17520	12,40,000.00
FD SIB 17523	40,00,000.00
FD SIB 6707	50,00,000.00
FD SIB 6709	50,00,000.00
FD CSB CFD/14 1989935	25,00,000.00
FD CSB CFD/14 1989936	25,00,000.00
FD CSB CFD/15 2141439	50,00,000.00
FD CSB CFD/15 2141440	50,00,000.00
FD CSB CFD/15 2141807	50,00,000.00
FD CSB CFD/19 3163401	50,00,000.00
FD SIB 9808100000006277	50,00,000.00
FD SIB 98100000006274	50,00,000.00
FD SIB 98100000006275	50,00,000.00
FD SIB 98101000017174	50,00,000.00
FD SIB H 396929	10,00,000.00
FD SIB H 396930	10,00,000.00
FD CSB CFD/15 2141690	35,00,000.00
	7,07,40,000.00



St Alberts College

Fixed Asset Schedule as on 31.3.2021

Sl.No	Items	Opening Balance as on 01.04.20	Additions	Deletions	Gross Total	Rate	Depreciation	Closing Balance as on 31.3.2021
1	Aqua Guard	22,843.00			22,843.00	15	3,426.00	19,417.00
2	Air Conditioner	2,67,219.00			2,67,219.00	15	40,082.00	2,27,137.00
3	AEF Equipments	23,08,322.00	2,49,143.00		25,57,465.00	15	3,83,619.00	21,73,846.00
4	Audio Visual Room	2,55,000.00			2,55,000.00	15	38,250.00	2,16,750.00
5	Furniture & Fittings	30,52,879.00	9,960.00		30,62,839.00	10	3,06,283.00	27,56,556.00
6	Indoor Stadium	22,96,648.00			22,96,648.00	5	1,14,832.00	21,81,816.00
7	Building	3,44,07,067.00			3,44,07,067.00	5	17,21,811.00	3,26,85,256.00
8	Camera Surveillance	3,19,764.00			3,19,764.00	15	47,964.00	2,71,800.00
9	Cycle	2,431.00			2,431.00	15	364.00	2,067.00
10	Mellano Hall	1,22,298.00			1,22,298.00	15	17,344.00	1,04,954.00
11	Mopping Trolley	9,061.00			9,061.00	15	1,359.00	7,702.00
12	Solar Panels	5,13,923.00			5,13,923.00	15	77,088.00	4,36,835.00
13	Sound Equipments	61,767.00			61,767.00	15	9,265.00	52,502.00
14	Shredder Machine	6,411.00			6,411.00	15	961.00	5,450.00
15	Computers & Lab Equipments	8,51,766.00	6,34,676.56		14,86,442.56	25	3,71,610.56	11,14,832.00
16	Outdoor Gym	6,14,040.00			6,14,040.00	15	92,106.00	5,21,934.00
17	Phone	3,060.00			3,060.00	15	459.00	2,601.00
18	Projector & Screen	1,13,276.00			1,13,276.00	15	16,991.00	96,285.00
19	Printer	1,17,558.00			1,17,558.00	25	29,383.00	88,175.00
20	Electrical Appliances	64,765.00	920.00		65,685.00	15	9,852.00	55,833.00
21	Cutlery	31,468.00	8,828.00		40,296.00	20	8,059.00	32,237.00
22	UPS & Battery	33,600.00			33,600.00	20	6,720.00	26,880.00
23	Library Books	8,20,712.00	3,42,401.00		11,63,113.00	20	2,32,622.00	9,30,491.00
		4,62,95,878.00	12,45,928.56	-	4,75,41,806.56		35,30,450.56	4,40,11,356.00



St Alberts College

Fixed Asset Schedule as on 31.3.2021

Sl.No	Items	Opening Balance as on 01.04.20	Additions	Deletions	Gross Total	Rate	Depreciation	Closing Balance as on 31.3.2021
1	Aqua Guard	22,843.00			22,843.00	15	3,426.00	19,417.00
2	Air Conditioner	2,67,219.00			2,67,219.00	15	40,082.00	2,27,137.00
3	AEF Equipments	23,08,322.00	2,49,143.00		25,57,465.00	15	3,83,619.00	21,73,846.00
4	Audio Visual Room	2,55,000.00			2,55,000.00	15	38,250.00	2,16,750.00
5	Furniture & Fittings	30,52,879.00	9,960.00		30,62,839.00	10	3,06,283.00	27,56,556.00
6	Indoor Stadium	22,96,648.00			22,96,648.00	5	1,14,832.00	21,81,816.00
7	Building	3,44,07,067.00			3,44,07,067.00	5	17,21,811.00	3,26,85,256.00
8	Camera Surveillance	3,19,764.00			3,19,764.00	15	47,964.00	2,71,800.00
9	Cycle	2,431.00			2,431.00	15	364.00	2,067.00
10	Mellano Hall	1,22,298.00			1,22,298.00	15	17,344.00	1,04,954.00
11	Mopping Trolley	9,061.00			9,061.00	15	1,359.00	7,702.00
12	Solar Panels	5,13,923.00			5,13,923.00	15	77,088.00	4,36,835.00
13	Sound Equipments	61,767.00			61,767.00	15	9,265.00	52,502.00
14	Shredder Machine	6,411.00			6,411.00	15	961.00	5,450.00
15	Computers & Lab Equipments	8,51,766.00	6,34,676.56		14,86,442.56	25	3,71,610.56	11,14,832.00
16	Outdoor Gym	6,14,040.00			6,14,040.00	15	92,106.00	5,21,934.00
17	Phone	3,060.00			3,060.00	15	459.00	2,601.00
18	Projector & Screen	1,13,276.00			1,13,276.00	15	16,991.00	96,285.00
19	Printer	1,17,558.00			1,17,558.00	25	29,383.00	88,175.00
20	Electrical Appliances	64,765.00	920.00		65,685.00	15	9,852.00	55,833.00
21	Cutlery	31,468.00	8,828.00		40,296.00	20	8,059.00	32,237.00
22	UPS & Battery	33,600.00			33,600.00	20	6,720.00	26,880.00
23	Library Books	8,20,712.00	3,42,401.00		11,63,113.00	20	2,32,622.00	9,30,491.00
		4,62,95,878.00	12,45,928.56	-	4,75,41,806.56		35,30,450.56	4,40,11,356.00

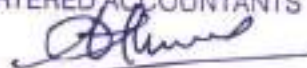


St. Albert's College, Ernakulam, Kochi - 682 018.
Statement of Income and Expenditure for the year ended 31.12.2021

Expenditure	Amount	Income	Amount
Administrative expenses	6,16,65,241.63	Albertian External Funding Income	(27,34,693.85)
Accademic Expenses	2,01,23,446.28	Course Fee	7,35,27,356.97
Salary & Allowances	1,78,96,486.50	Interest received	39,98,456.00
Scholarships & Awards	50,764.00	Other Income	25,63,475.50
		State Govt Research & Academic Scholarship	27,36,101.00
		Excess of Expenditure Over Income	1,96,45,242.79
Total	9,97,35,938.41	Total	9,97,35,938.41

Ernakulam
27-09-2022

For K.T. ANTONY & ASSOCIATES
CHARTERED ACCOUNTANTS


TARUN THOMAS F.C.A.
Partner (M.No. 237452)
Firm Reg. No. 191S



Schedules as on 31.12.2021

Other Expenses:	Amount
Miscellaneous expenses	6,16,65,241.63
Total	6,16,65,241.63

Other Income	Amount
Online registration fee	5,900.00
Other Income	1,17,134.00
PD Income from Special Fees	24,40,441.50
Total	25,63,475.50

Accademic Expenses	Amount
Academic support facilities	2,01,23,460.28
University Fees	(14.00)
Total	2,01,23,446.28

**EDUCATIONAL AND CHARITABLE TRUST OF ARCHDIOCESE OF VERAPOLY
ALBERTIAN INSTITUTE OF MANAGEMENT**

Statement of Income and Expenditure for the year ended 31.03.2021


Expenditure	Rs.	Income	Rs.
Salary & Allowances	66,01,209.00	Tuition fee	1,71,20,000.00
Interest & Bank charges	3,15,579.73	Other Fees	21,80,825.00
Repairs & Maintenance	2,71,556.00	Bank Interest	6,77,380.00
Other administrative expenses	12,36,615.36	Other Income	4,09,419.00
Depreciation	7,38,766.00		
Excess Of Income over Expenditure	1,12,23,897.91		
Total	2,03,87,624.00	Total	2,03,87,624.00

Ernakulam
29.12.2021

As per my report of even date



For K. T. ANTONY & ASSOCIATES
CHARTERED ACCOUNTANTS


 K. T. ANTONY F.C.A.
 Partner (M. No. 26154)
 Firm Reg. No. 191S

Albertian Institute of Management Schedules as on 31.3.2021

Other Administrative expenses	
Advertisement Charges	74,113.00
Academic support facilities	99,000.00
Board of Study expenses	10,000.00
Christmas expenses	7,947.00
AMC	3,000.00
Audit fee	30,000.00
Co-Carricular expenses	3,081.00
Diesel	4,500.00
Electrical connection charges	3,100.00
Electricity Charges	2,07,539.36
Expo expenses	4,565.00
Garden Maintenance	51,915.00
Insurance	16,359.00
International Sffairs expenses	5,960.00
Legal expenses	27,800.00
Management Contribution to ESI	22,921.00
Meetings & Seminar	33,206.00
Miscellaneous expenses	500.00
News paper & Periodicals	7,558.00
Office Expenses	1,23,470.00
Placement Expenses	8,000.00
Postage	3,803.00
Printing & Stationary	48,732.00
Rates & Taxes	8,229.00
Sponson	16,065.00
Staff Welfare	11,411.00
Subscription Charges	2,62,659.00
Students training	54,000.00
TDS Return filing charges	22,500.00
Telephone Charges	3,056.00
Thermometer	2,990.00
Travelling expenses	2,913.00
University fees	17,930.00
Water Charges	37,793.00
	<u>12,36,615.36</u>

Other Income	
Application Fee Received	550.00
Micellaneous Income	72,207.00
Refund for tax amount	3,36,662.00
	<u>4,09,419.00</u>



EDUCATIONAL AND CHARITABLE TRUST OF ARCHDIOCESE OF VERAPOLY
ALBERTIAN INSTITUTE OF MANAGEMENT
Banerji Road, Ernakulam, Kochi - 682 018

Balance Sheet as on 31.03.2021

Liabilities	Rs.	Assets	Rs.
General Fund	6,55,98,304.14	Fixed Assets	
Surplus during the year	1,12,23,897.91	Balance as per schedule	48,31,439.00
		Current Assets	
Secured Loans		Deposits & Advances receivable	10,23,36,629.44
Federal Bank A/c no. 13755600001493	5,04,321.00		
Deposits & Advances payable	3,50,53,056.10	Cash & Bank balances	
Sundry Creditors	(34,206.00)	Bank Balances	50,67,740.71
		Cash in hand	1,09,564.00
Total	11,23,45,373.15	Total	11,23,45,373.15

Ernakulam
29.12.2021

As per my report of even date

For K. T. ANTONY & ASSOCIATES
CHARTERED ACCOUNTANTS

K. T. ANTONY F.C.A.
Partner (M. No. 26154)
Firm Reg. No. 191S



Albertian Institute of Management - Schedules as on 31.3.2021

Deposits & Advances payable

	As on 31.3.2020	Additions	As on 31.3.2021
Advance from Trust	2,66,84,363.00		2,66,84,363.00
ESI Payable	1,357.00	44.00	1,401.00
PF payable	17,285.00		17,285.00
TDS Payable	16,510.00	4,562.00	21,072.00
Caution Deposit	2,81,500.00	(5,000.00)	2,76,500.00
Caution Deposit Hostel	2,80,000.00		2,80,000.00
University Exam fee	5,16,850.10	3,68,700.00	8,85,550.10
Profession Tax		10,000.00	10,000.00
Retention Amount	20,000.00		20,000.00
Staff Welfare Fund	1,440.00		1,440.00
St.Alberts College	77,38,916.00	(8,83,471.00)	68,55,445.00
	<u>3,55,58,221.10</u>		<u>3,50,53,056.10</u>

Deposits & Advances receivable

	As on 31.3.2020	Additions	As on 31.3.2021
Advancce to AISAT	7,04,80,305.94		7,04,80,305.94
Students Account - Debtors	(53,425.00)	27,66,936.50	27,13,511.50
TDS - 2011-12	9,729.00		9,729.00
TDS - 2014-15	31,999.00		31,999.00
TDS - 2016-17	12,785.00		12,785.00
TDS - 2017-18	53,644.00		53,644.00
Barbara Lonan Advance	5,000.00		5,000.00
Ms Francia Joseph Lonan	11,000.00	(10,000.00)	1,000.00
Mini George	8,500.00	10,000.00	18,500.00
Ms Shincy C M	59,500.00	(60,500.00)	(1,000.00)
Staff	2,654.00		2,654.00
Fixed Deposit	2,00,00,000.00	50,00,000.00	2,50,00,000.00
Mr.John K V Loan	500.00	(1,000.00)	(500.00)
Fr. Antony Arackal	2,575.00		2,575.00
Jose Williams	2,575.00		2,575.00
Nidhin John	2,443.00		2,443.00
Indu George	1,407.00		1,407.00
Sangeetha	1.00		1.00
ArchbishopAttipetty -13800200109203	40,00,000.00		40,00,000.00
	<u>9,46,31,192.94</u>		<u>10,23,36,629.44</u>
Federal Bank SB A/c No : 117311	3,05,625.84		
South Indian Bank	47,62,114.87		
Bank Balance	<u>50,67,740.71</u>		



Albertian Institute of Management
Schedule as on 31.3.2021

Sl.No	Items	Opening Balance as on 01.04.20	Additions	Deletions	Gross Total	Rate	Depreciation	Closing Balance as on 31.3.2021
1	AC & Fitting	5,32,359.00	68,785.00		6,01,144.00	15	90,171.00	5,10,973.00
2	Battery	1,310.00	24,300.00		25,610.00	25	6,402.00	19,208.00
3	Building renovation Exp.	12,94,129.00			12,94,129.00	5	64,706.00	12,29,423.00
4	Computer & printers	4,64,860.00	71,982.00		5,36,842.00	25	1,34,210.00	4,02,632.00
5	Computer Software	8,214.00	6,650.00		14,864.00	25	3,716.00	11,148.00
6	Coffee Vending Machine	907.00			907.00	15	136.00	771.00
7	College Vehicle Car	2,16,690.00			2,16,690.00	15	32,503.00	1,84,187.00
8	Electrical fittings	1,22,174.00			1,22,174.00	15	18,326.00	1,03,848.00
9	Electronic Equipments	5,85,890.00			5,85,890.00	15	87,883.00	4,98,007.00
10	EPBX Machine	3,425.00			3,425.00	15	513.00	2,912.00
11	Fax Machine	803.00			803.00	15	120.00	683.00
12	Firstgen Securitiy Systems	1,52,056.00	11,560.00		1,63,616.00	15	24,542.00	1,39,074.00
13	Furnish Cloth	1,953.00			1,953.00	15	292.00	1,661.00
14	Furniture	5,24,634.00	11,434.00		5,36,068.00	10	53,606.00	4,82,462.00
15	Generator	54,530.00			54,530.00	15	8,179.00	46,351.00
16	Hitachi Projector	987.00			987.00	25	246.00	741.00
17	Kitchen Ware	6,333.00			6,333.00	15	949.00	5,384.00
18	Ladder	413.00			413.00	10	41.00	372.00
19	Library books	5,24,504.00	33,122.00		5,57,626.00	20	1,11,525.00	4,46,101.00
20	New Conference Room	6,42,622.00			6,42,622.00	10	64,262.00	5,78,360.00
21	Shed Construction	29,533.00			29,533.00	10	2,953.00	26,580.00
22	Sign Board	897.00			897.00	25	224.00	673.00
23	Teaching Aids	90,500.00			90,500.00	20	18,100.00	72,400.00
24	Television	17,736.00			17,736.00	15	2,660.00	15,076.00
25	Tools	5,827.00			5,827.00	15	874.00	4,953.00
26	UPS	17,319.00			17,319.00	15	2,597.00	14,722.00
27	Vacuum Cleaner	968.00			968.00	15	145.00	823.00
28	Water Cooler	5,981.00			5,981.00	15	897.00	5,084.00
29	Water Purifier	4,521.00			4,521.00	15	678.00	3,843.00
30	Water Tank	2,634.00			2,634.00	15	395.00	2,239.00
31	Xerox Machine	27,663.00			27,663.00	25	6,915.00	20,748.00
		53,42,372.00	2,27,833.00	-	55,70,205.00		7,38,766.00	48,31,439.00



ALBERTIAN INSTITUTE OF MANAGEMENT
EDUCATIONAL AND CHARITABLE TRUST OF ARCHDIOCESE OF VERAPOLY
 Provisional Statement of Income and Expenditure for the year ended 31.12.2021

Expenditure	Rs.	Income	Rs.
Salary & Allowances	47,18,068.00	Tuition fees	1,84,00,000.00
Interest & Bank Charges	1,788.10	Other Income	21,57,795.24
Scholarship & Fee Concessions	60,000.00		
Other Administrative expenses	10,31,002.40		
Excess of Income over Expenditure	1,47,46,936.74		
	2,05,57,795.24		2,05,57,795.24

Ernakulam
27-09-2022

Prepared from the books of accounts produced

For K.T. ANTONY & ASSOCIATES
CHARTERED ACCOUNTANTS

Tarun Thomas
TARUN THOMAS F.C.A
Partner (M.No. 237452)
Firm Reg. No. 1915



Schedules as on 31-12-2021

Other Administrative expenses	Amount
E-Governance	147.00
Membership Fee	17,850.00
Design Charges	4,500.00
Gratuity	5,39,574.00
Interest	(5,91,243.00)
K M A college membership fee	17,700.00
Labour Charges	300.00
Miscellaneous Expense	3,200.00
Penalty & Fine	339.00
Repairs & Maintenances	10,20,087.40
Sports Expense	16,678.00
Transporting Charges	700.00
Uniform for Students	1,170.00
Total	10,31,002.40

Other Income	Amount
Christmas Charity 21-22	(19,698.00)
Examination Fees	(1,95,500.00)
Fine for Violation of Rules	35,000.00
Scrap Sale	(10,500.00)
Placement	(19,778.00)
Miscellaneous Income	22,396.24
Advance for Other Expenses	23,45,875.00
Total	21,57,795.24

St. Albert's College Autonomous, Kochi

Banerji Road, Ernakulam

Trial Balance

1-Apr-2020 to 31-Mar-2021

Page 1

	Opening Balance		Closing Balance	
	Debit	Credit	Debit	Credit
Capital Account		12,53,12,223.45		12,54,99,223.45
Corpus Funds		53,49,184.05		55,36,184.05
General Fund		11,99,63,039.40		11,99,63,039.40
Loans (Liability)		3,22,04,864.50		3,28,30,715.50
Advance From Edn & Cha Trust of AD of Verapoly		3,05,67,026.00		3,05,67,026.00
PD Caution Deposit		13,34,218.50		12,97,378.50
PD UGC Grant		23,040.00		23,040.00
Caution Deposit		2,80,580.00		9,43,271.00
Current Liabilities		11,45,560.00		11,22,825.00
Provisions		11,22,825.00		11,22,825.00
TDS Payable		22,735.00		
Fixed Assets	7,28,95,250.61		7,41,41,179.17	
Infrastructure Augmentation	7,28,95,250.61		7,41,41,179.17	
Electrical Appliances	58,118.00		59,038.00	
AEF Books & Journals	4,54,550.00		4,54,550.00	
AEF Equipments	70,28,232.26		70,28,232.26	
AEF Furniture	2,75,400.00		2,75,400.00	
AEF Glass Wares	1,90,596.00		1,90,596.00	
AEF Library Equipments/Books/Journals	1,78,282.00		2,41,666.00	
AEF Office/Lab Equipments & Teaching Aids	64,66,499.64		66,52,258.64	
Albert's College - New Building	4,50,03,892.05		4,50,03,892.05	
Aquadguard	45,990.00		45,990.00	
Audio Visual Room	3,00,000.00		3,00,000.00	
Camera Surveillance	4,86,468.00		4,86,468.00	
Cutlery	44,773.00		53,601.00	
Cycle	4,809.00		4,809.00	
Indoor Stadium	29,76,330.00		29,76,330.00	
Mellano Hall	1,43,880.00		1,43,880.00	
Moping Trolley	10,660.00		10,660.00	
Nokia Phones	3,600.00		3,600.00	
Other Assets			9,050.00	
Outdoor Gym	7,22,400.00		7,22,400.00	
Projector & Screen	1,33,265.00		1,33,265.00	
Shredder Machine	7,542.00		7,542.00	
Solar Energy & LED Expenses	10,16,161.00		10,16,161.00	
Sound Equipments	72,666.00		72,666.00	
UPS & Battery	42,000.00		42,000.00	
Air Conditioner	3,19,100.00		3,19,100.00	
Books & Journals	25,870.00		3,68,271.00	
Electrical Items	35,510.00		35,510.00	
Library Books	9,99,632.00		9,99,632.00	
Printer	3,40,600.00		3,40,600.00	
Computers & Lab Equipments	14,34,129.66		20,68,806.22	
Furniture & Fixtures	40,74,295.00		40,75,205.00	
Current Assets	9,26,87,578.98		14,67,13,170.25	2,81,43,171.00
Deposits (Asset)	6,70,40,000.00		7,44,30,757.00	36,90,757.00
FD CSB CFD/14 1989935	25,00,000.00		25,00,000.00	
FD CSB CFD/14 1989936	25,00,000.00		25,00,000.00	
FD CSB CFD/15 2141439	50,00,000.00		50,00,000.00	
FD CSB CFD/15 2141440	50,00,000.00		50,00,000.00	
FD CSB CFD/15 2141807	50,00,000.00		50,00,000.00	
FD CSB CFD/19 3163401	50,00,000.00		50,00,000.00	
Carried Over	16,55,82,829.59	15,86,62,647.95	22,08,54,349.42	18,75,95,934.95

continued ...

	Opening Balance		Closing Balance	
	Debit	Credit	Debit	Credit
Brought Forward	16,55,82,829.59	15,86,62,647.95	22,08,54,349.42	18,75,95,934.95
FD SIB 17520	12,40,000.00		12,40,000.00	
FD SIB 17522	50,00,000.00		50,00,000.00	
FD SIB 17523	40,00,000.00		40,00,000.00	
FD SIB 6707			50,00,000.00	
FD SIB 6709			50,00,000.00	
FD SIB 6754				
FD SIB 6755				
FD SIB 9808100000006277	50,00,000.00		50,00,000.00	
FD SIB 98100000006274	50,00,000.00		50,00,000.00	
FD SIB 98100000006275	50,00,000.00		50,00,000.00	
FD SIB 98100000006276	50,00,000.00		50,00,000.00	
FD SIB 98101000017174	50,00,000.00		50,00,000.00	
FD SIB H 396929	10,00,000.00		10,00,000.00	
FD SIB H 396930	10,00,000.00		10,00,000.00	
FD CSB CFD/15 2141690	35,00,000.00		35,00,000.00	
FD CSB CFD/19 3018089	6,50,000.00			
FD CSB CFD/19 3018092	50,00,000.00			
FD CSB CFD/19 3018093	6,50,000.00			
Loans & Advances (Asset)	90,86,304.00		81,97,804.00	
Cash-in-Hand	3,75,553.45		2,10,670.45	
Bank Accounts	1,61,85,721.53		6,38,73,938.80	2,44,52,414.00
Indirect Incomes				7,53,96,941.92
Albertian External Funding Incomes				77,04,046.00
PD Income From Special Fees				7,86,932.00
State Govt Research & Academic Scholarship				60,49,022.00
Income From Online Registration				4,46,269.01
Income From Staff				73,300.00
Online Registration Fees				52,520.00
Salary for Aided Staff From State Government				
TDS Received				29,502.00
Course Fees				5,85,43,404.72
Interest Received				17,11,926.19
Indirect Expenses			4,90,58,709.09	
Green Initiatives & Waste Management			1,64,153.00	
Garden Upkeep			83,946.00	
Cleaning Expenses			80,207.00	
Scholarships/Awards/Support			4,39,269.00	
Archbishop Joseph Attipetty Memorial Scholarship			4,24,232.00	
Prize Money			15,037.00	
E Governance			6,01,376.61	
Telephone Charges			1,66,064.00	
Website Expenses			4,18,940.70	
Bank Charges			16,371.91	
Maintenance of Academic Facilities			1,19,65,902.09	
Albertian External Funding Expenses			2,17,485.37	
PD Account Statements			48,71,097.10	
University Fees			3,54,523.60	
Academic Support Facilities			14,87,139.40	
Chapel Expenses			8,762.00	
Expenses for NSS Activities			63,050.00	
Expo Expenses			80,664.00	
Laboratory Expenses			9,163.00	
Printing And Stationary			69,790.00	
Sports Expenses			10,138.00	
Staff Welfare Expenses			9,580.00	
Carried Over	16,55,82,829.59	15,86,62,647.95	26,99,13,058.51	26,29,92,876.87

	Opening Balance		Closing Balance	
	Debit	Credit	Debit	Credit
Brought Forward	16,55,82,829.59	15,86,62,647.95	26,99,13,058.51	26,29,92,876.87
<i>Advertisement Expenses</i>			22,260.00	
<i>Autonomy Expenses</i>			6,16,936.00	
<i>Cultural Activities</i>			1,700.00	
<i>Department Expenses</i>			6,45,647.62	
<i>Exam Remuneration</i>			35,700.00	
<i>Printing & Stationary</i>			3,05,677.00	
<i>Treasury Payment</i>			31,49,375.00	
<i>Meeting Expenses</i>			2,103.00	
<i>Postage</i>			5,111.00	
Maintenance of Physical Facilities			1,58,46,127.14	
<i>Light & Sound Expenses</i>			30,000.00	
<i>Travelling Expenses</i>			23,848.00	
<i>Professional Charges</i>			1,23,699.00	
<i>Security Service Expenses</i>			3,29,000.00	
<i>Travelling Allowances</i>			21,460.00	
<i>Electricity Charges</i>			3,23,703.44	
<i>Food Expenses</i>			14,95,151.84	
<i>Medical Expenses</i>			32,692.00	
<i>Office Expenses</i>			5,16,721.00	
<i>Repairs and Maintenance</i>			1,27,83,993.00	
<i>Water Charges</i>			1,65,858.86	
<i>TDS</i>				
Salary & Remuneration			2,00,41,881.25	
Profit & Loss A/c		69,20,181.64		69,20,181.64
Grand Total	16,55,82,829.59	16,55,82,829.59	26,99,13,058.51	26,99,13,058.51

	Opening Balance		Closing Balance	
	Debit	Credit	Debit	Credit
Brought Forward	63,10,589.98	11,84,48,839.28	64,58,912.98	11,73,21,605.78
<i>UPS</i>	20,375.00		20,375.00	
<i>Vaccum Cleaner</i>	1,138.00		1,138.00	
<i>Water Cooler</i>	7,036.00		7,036.00	
<i>Water Purifier</i>		3,172.00		3,172.00
<i>Water Tank</i>	3,097.98		3,097.98	
<i>Xerox Machine</i>	36,883.00		36,883.00	
Current Assets	9,72,34,245.24	4,14,144.50	10,78,10,153.15	3,00,505.00
Deposits (Asset)	2,00,00,000.00		2,50,00,000.00	
Loans & Advances (Asset)	7,46,47,202.94		7,45,87,202.94	1,500.00
Sundry Debtors	3,61,849.50	4,14,144.50	30,13,646.50	2,99,005.00
Cash-in-hand	45,961.00		1,09,564.00	
Bank Accounts	21,47,232.80		50,67,740.71	
TDS 2014-15	31,999.00		31,999.00	
Indirect Incomes				2,03,87,074.00
<i>Advance for Other Expense</i>				21,80,825.00
<i>Application Fee Received</i>				550.00
<i>INTEREST RECEIVED</i>				6,76,830.00
<i>Miscellaneous Income</i>				72,207.00
<i>Refund of Tax Amount</i>				3,36,662.00
<i>Tuition Fees</i>				1,71,20,000.00
Indirect Expenses			84,21,970.09	
<i>E Governance</i>			3,056.00	
<i>Maintenance of Academic Facilities</i>			8,17,648.00	
<i>Maintenance of Physical Facilities</i>			6,56,491.36	
<i>Salary & Remuneration</i>			66,01,209.00	
<i>Expo Expenses</i>			4,565.00	
<i>Interest & Bank Charges</i>			3,15,579.73	
<i>MANAGEMENT CONTRIBUTION FOR ESI</i>			22,921.00	
<i>Miscellaneous Expenses</i>			500.00	
Profit & Loss A/c		1,700.00		1,700.00
<i>Diff. in Opening Balances</i>	1,53,19,648.58		1,53,19,848.58	
Grand Total	11,88,64,683.78	11,88,64,683.78	13,80,10,884.78	13,80,10,884.78

ALBERTIAN INSTITUTE OF MANAGEMENT - (From 1-Apr-2012)

Banerji Road, Kochi
Kerala - 682 018.

Trial Balance

1-Apr-2020 to 31-Mar-2021

Page 1

	Opening Balance		Closing Balance	
	Debit	Credit	Debit	Credit
Capital Account		8,17,57,882.68		8,17,57,882.68
<i>General Fund</i>		8,17,57,882.68		8,17,57,882.68
Loans (Liability)		3,50,72,372.50		3,40,44,129.00
Bank OD A/c		6,49,093.50		5,04,321.00
<i>Advance From Trust</i>		2,66,84,363.00		2,66,84,363.00
<i>St.Alberts College</i>		77,38,916.00		68,55,445.00
Current Liabilities	1,04,000.00	15,82,877.10	21,500.00	14,83,887.10
Provisions		16,510.00		21,072.00
Sundry Creditors	1,04,000.00	4,88,017.00	21,500.00	20,765.00
Caution Deposit - AIM		5,61,500.00		5,56,500.00
<i>Univ. Exam Fee (III and IV Sem.)</i>		5,16,850.10		8,85,550.10
Fixed Assets	62,06,589.98	35,707.00	64,37,412.98	35,707.00
50" Plasma Panasonic TV	53,400.00		53,400.00	
AC & Fittings	6,26,304.00		6,95,089.00	
Aqua Guard Classic Water Purifier	8,490.00		8,490.00	
Battery	1,746.00		26,046.00	
Building Renovation Expenses	13,62,241.00		13,62,241.00	
Coffee Vending Machine	1,067.00		1,067.00	
College Vehicle- Car	2,54,929.00		2,54,929.00	
Computer & Printers	6,19,813.00		6,91,795.00	
Computer Software	10,951.00		17,601.00	
Electrical Fittings	1,43,734.00		1,43,734.00	
Electronic Equipments	6,83,712.00		6,83,712.00	
EPBX Machine	4,029.00		4,029.00	
Fax Machine	944.00		944.00	
Firstgen Security Systems (CAMARA)	1,78,889.00		1,90,449.00	
Furnish Cloth	2,297.00		2,297.00	
Furniture	5,82,926.00		5,94,360.00	
Generator	64,152.00		64,152.00	
Hitachi Projector	1,315.00		1,315.00	
Kitchen Ware	7,450.00		7,450.00	
Ladder	458.00		458.00	
Library Books	6,55,630.00		6,88,752.00	
New Conference Room	7,14,024.00		7,14,024.00	
Shed Construction	32,814.00		32,814.00	
Sign Board	1,196.00		1,196.00	
Speakers	5,570.00		5,570.00	
Teaching Aids	1,13,124.00		1,13,124.00	
Television		32,535.00		32,535.00
Thermometer			2,990.00	
Tools	6,855.00		6,855.00	
Carried Over	63,10,589.98	11,84,48,839.28	64,58,912.98	11,73,21,605.78

continued ...

St. Albert's College Autonomous, Kochi

Banerji Road, Ernakulam

Trial Balance

1-Apr-2021 to 31-Dec-2021

Page 1

	Opening Balance	Transactions		Closing Balance
		Debit	Credit	
Capital Account	12,54,99,223.45 Cr		1,73,400.00	12,56,72,623.45 Cr
Corpus Funds	55,36,184.05 Cr		1,73,400.00	57,09,584.05 Cr
General Fund	11,99,63,039.40 Cr			11,99,63,039.40 Cr
Loans (Liability)	3,28,30,715.50 Cr	3,64,572.50	2,06,880.00	3,26,73,023.00 Cr
Advance From Edn & Cha Trust of AD of Verapoly	3,05,67,026.00 Cr			3,05,67,026.00 Cr
PD Caution Deposit	12,97,378.50 Cr	1,92,120.00	2,06,880.00	13,12,138.50 Cr
PD UGC Grant	23,040.00 Cr			23,040.00 Cr
Caution Deposit	9,43,271.00 Cr	1,72,452.50		7,70,818.50 Cr
Current Liabilities	11,22,825.00 Cr	5,84,50,190.00	6,32,21,122.00	58,93,757.00 Cr
Provisions	11,22,825.00 Cr			11,22,825.00 Cr
Sundry Creditors		5,84,50,190.00	6,31,01,122.00	46,50,932.00 Cr
TDS Payable			1,20,000.00	1,20,000.00 Cr
Fixed Assets	7,41,41,179.17 Dr	97,11,820.80		8,38,52,999.97 Dr
Infrastructure Augmentation	7,41,41,179.17 Dr	97,11,820.80		8,38,52,999.97 Dr
Electrical Appliances	59,038.00 Dr			59,038.00 Dr
AEF Books & Journals	4,54,550.00 Dr			4,54,550.00 Dr
AEF Equipments	70,28,232.26 Dr			70,28,232.26 Dr
AEF Furniture	2,75,400.00 Dr			2,75,400.00 Dr
AEF Glass Wares	1,90,596.00 Dr			1,90,596.00 Dr
AEF Library Equipments/Books/Journals	2,41,666.00 Dr			2,41,666.00 Dr
AEF Office/Lab Equipments & Teaching Aids	66,52,258.64 Dr	1,99,797.00		68,52,055.64 Dr
Albert's College - New Building	4,50,03,892.05 Dr			4,50,03,892.05 Dr
Aquaguard	45,990.00 Dr			45,990.00 Dr
Audio Visual Room	3,00,000.00 Dr			3,00,000.00 Dr
Camera		23,043.00		23,043.00 Dr
Camera Surveillance	4,86,468.00 Dr	3,98,021.00		8,84,489.00 Dr
Cutlery	53,601.00 Dr			53,601.00 Dr
Cycle	4,809.00 Dr			4,809.00 Dr
Indoor Stadium	29,76,330.00 Dr			29,76,330.00 Dr
Mellano Hall	1,43,880.00 Dr			1,43,880.00 Dr
Moping Trolley	10,660.00 Dr			10,660.00 Dr
Nokia Phones	3,600.00 Dr			3,600.00 Dr
Other Assets	9,050.00 Dr			9,050.00 Dr
Outdoor Gym	7,22,400.00 Dr			7,22,400.00 Dr
Projector & Screen	1,33,265.00 Dr			1,33,265.00 Dr
Shredder Machine	7,542.00 Dr			7,542.00 Dr
Solar Energy & LED Expenses	10,16,161.00 Dr			10,16,161.00 Dr
Sound Equipments	72,666.00 Dr			72,666.00 Dr
UPS & Battery	42,000.00 Dr			42,000.00 Dr
Air Conditioner	3,19,100.00 Dr	47,042.57		3,66,142.57 Dr
Books & Journals	3,68,271.00 Dr	4,70,410.00		8,38,681.00 Dr
Electrical Items	35,510.00 Dr	1,388.23		36,898.23 Dr
Library Books	9,99,632.00 Dr			9,99,632.00 Dr
Printer	3,40,600.00 Dr			3,40,600.00 Dr
Smart TV		41,94,137.00		41,94,137.00 Dr
Computers & Lab Equipments	20,68,806.22 Dr	37,48,182.00		58,16,988.22 Dr
Furniture & Fixtures	40,75,205.00 Dr	6,29,800.00		47,05,005.00 Dr
Carried Over	8,53,11,584.78 Cr	6,85,26,583.30	6,36,01,402.00	8,03,86,403.48 Cr

continued ...

	Opening Balance	Transactions		Closing Balance
		Debit	Credit	
Brought Forward	8,53,11,584.78 Cr	6,85,26,583.30	6,36,01,402.00	8,03,86,403.48 Cr
Current Assets	11,85,69,999.25 Dr	19,04,53,065.47	21,50,23,489.56	9,39,99,575.16 Dr
Deposits (Asset)	7,07,40,000.00 Dr		2,20,45,000.00	4,86,95,000.00 Dr
Loans & Advances (Asset)	81,97,804.00 Dr	72,99,500.00	20,66,500.00	1,34,30,804.00 Dr
Sundry Debtors		1,00,00,000.00		1,00,00,000.00 Dr
Cash-in-hand	2,10,670.45 Dr	60,37,501.00	58,86,026.50	3,62,144.95 Dr
Bank Accounts	3,94,21,524.80 Dr	16,71,16,064.47	18,50,25,963.06	2,15,11,626.21 Dr
Indirect Incomes		5,53,60,841.85	13,54,51,537.47	8,00,90,695.62 Cr
Albertian External Funding Incomes		78,38,899.85	51,04,206.00	27,34,693.85 Dr
PD Income From Special Fees		3,76,156.50	14,86,768.00	11,10,611.50 Cr
State Govt Research & Academic Scholarship		7,52,715.00	34,88,816.00	27,36,101.00 Cr
Income From Online Registration			1,600.00	1,600.00 Cr
Income From Staff			1,03,100.00	1,03,100.00 Cr
Online Registration Fees			5,900.00	5,900.00 Cr
PD Tuition Fees			13,29,830.00	13,29,830.00 Cr
Salary for Aided Staff From State Government		4,26,42,275.00	4,26,42,275.00	
Sale of Newspaper			12,434.00	12,434.00 Cr
Course Fees		37,50,793.50	7,72,78,150.47	7,35,27,356.97 Cr
Interest Received		2.00	39,98,458.00	39,98,456.00 Cr
Indirect Expenses		10,17,86,095.41	20,50,157.00	9,97,35,938.41 Dr
University Remittance		7,61,130.00	7,61,144.00	14.00 Cr
Green Initiatives & Waste Management		79,930.00		79,930.00 Dr
Scholarships/Awards/Support		50,764.00		50,764.00 Dr
E Governance		3,08,259.14		3,08,259.14 Dr
Maintenance of Academic Facilities		2,05,54,750.28	4,31,290.00	2,01,23,460.28 Dr
Maintenance of Physical Facilities		6,21,28,575.49	8,51,523.00	6,12,77,052.49 Dr
Salary & Remuneration		1,79,02,686.50	6,200.00	1,78,96,486.50 Dr
Profit & Loss A/c	3,32,58,414.47 Cr			3,32,58,414.47 Cr
Grand Total		41,61,26,586.03	41,61,26,586.03	

ALBERTIAN INSTITUTE OF MANAGEMENT - (From 1-Apr-2012)

Banerji Road Kochi
Kerala - 682 018.

Trial Balance

1-Apr-2021 to 31-Dec-2021

Page 1

	Opening Balance		Closing Balance	
	Debit	Credit	Debit	Credit
Capital Account		8,17,57,882.68		8,17,57,882.68
General Fund		8,17,57,882.68		8,17,57,882.68
Loans (Liability)		3,40,44,129.00		3,20,44,129.00
Bank OD A/c		5,04,321.00		5,04,321.00
Advance From Trust		2,66,84,363.00		2,66,84,363.00
St.Alberts College		68,55,445.00		48,55,445.00
Current Liabilities	21,500.00	14,83,887.10	3,11,253.00	23,17,628.10
Provisions		21,072.00		59,500.00
Sundry Creditors	21,500.00	20,765.00	3,11,253.00	4,29,578.00
Caution Deposit - AIM		5,56,500.00		5,96,500.00
Unity Exam Fee (III and IV Sem.)		8,85,550.10		12,32,050.10
Fixed Assets	64,37,412.98	35,767.00	85,38,889.98	32,535.00
50" Plasma Panasonic TV		53,400.00		53,400.00
AC & Fittings		6,95,089.00		7,29,389.00
Aqua Guard Classic Water Purifier		8,490.00		8,490.00
Battery		26,046.00		19,266.00
Building Renovation Expenses	13,62,241.00		27,80,508.00	
Camera				10,172.00
Coffee Vending Machine		1,067.00		1,067.00
College Vehicle- Car		2,54,929.00		2,54,929.00
Computer & Printers		6,91,795.00		7,08,345.00
Computer Software		17,601.00		18,451.00
Dvd Player				2,840.00
Electrical Fittings		1,43,734.00		1,43,734.00
Electronic Equipments		6,83,712.00		6,83,712.00
EPBX Machine		4,029.00		4,029.00
Fax Machine		944.00		944.00
Firstgent Security Systems (CAMARA)		1,90,449.00		1,90,449.00
Furnish Cloth		2,297.00		2,297.00
Furniture		5,94,360.00		5,94,360.00
Generator		64,152.00		64,152.00
Hitachi Projector		1,315.00		1,315.00
Interactive Tv				4,52,000.00
Kitchen Ware		7,450.00		8,390.00
Ladder		458.00		458.00
Library Books		6,88,752.00		6,92,214.00
Miscellaneous Assets				88,328.00
New Conference Room		7,14,024.00		7,14,024.00
Shed Construction		32,814.00		32,814.00
Sign Board		1,196.00		1,196.00
Speakers		5,570.00		5,570.00
Carried Over	64,58,912.98	11,73,21,605.78	88,50,142.98	11,61,52,174.78

continued ...

	Opening Balance		Closing Balance	
	Debit	Credit	Debit	Credit
Brought Forward	64,58,912.98	11,73,21,605.78	88,50,142.98	11,61,52,174.78
Teaching Aids	1,13,124.00		1,13,124.00	
Television		32,535.00		32,535.00
Thermometer	2,990.00		2,990.00	
Tools	6,855.00		6,855.00	
Tv Stand			20,000.00	
UPS	20,375.00		20,375.00	
Vaccum Cleaner	1,138.00		1,138.00	
Water Cooler	7,036.00		7,036.00	
Water Purifier		3,172.00	60,548.00	
Water Tank	3,097.98		3,097.98	
Xerox Machine	36,883.00		36,883.00	
Current Assets	10,78,10,153.15	3,00,505.00	11,90,53,127.39	3,57,203.50
Deposits (Asset)	2,50,00,000.00		3,05,00,000.00	
Loans & Advances (Asset)	7,45,87,202.94	1,500.00	7,47,21,702.94	1,000.00
Sundry Debtors	30,13,646.50	2,99,005.00	90,78,775.50	3,56,203.50
Cash-in-hand	1,09,564.00		65,102.00	
Bank Accounts	50,67,740.71		46,55,547.95	
TDS 2014-15	31,999.00		31,999.00	
Indirect Incomes			2,45,476.00	2,08,03,271.24
Advance for Other Expense				23,45,875.00 ✓
Christmas Charity 21-22			19,698.00 ✓	
Examination Fees			1,95,500.00 ✓	
FINE FOR VIOLATION OF RULES				35,000.00 ✓
Miscellaneous Income				22,398.24 ✓
Placement			19,778.00 ✓	
Scrap Sale			10,500.00 ✓	
Tuition Fees				1,84,00,000.00 ✓
Indirect Expenses			64,02,101.50	5,91,243.00
E Governance			147.00 ✓	
Maintenance of Academic Facilities			5,53,817.00 ✓	
Maintenance of Physical Facilities			4,66,270.40 ✓	
Salary & Remuneraton			47,18,068.00 ✓	
Scholarships & Awards			60,000.00 ✓	
CII Membership Fee			17,850.00 ✓	
Design Charges			4,500.00 ✓	
Gratuity			5,39,574.00 ✓	
Interest				5,91,243.00 ✓
Interest & Bank Charges			1,788.10 ✓	
KMA COLLEGE MEMBERSHIP FEE			17,700.00 ✓	
Labour Charges			300.00 ✓	
Miscellaneous Expenses			3,200.00 ✓	
Penalty & Fine			339.00 ✓	
Carried Over	11,42,69,066.13	11,76,22,110.78	13,45,50,847.87	13,79,03,892.52

Trial Balance : 1-Apr-2021 to 31-Dec-2021

	Opening Balance		Closing Balance	
	Debit	Credit	Debit	Credit
Brought Forward	11,42,69,066.13	11,76,22,110.78	13,45,50,847.87	13,79,03,892.52
Sports Expense			16,678.00 ✓	
Transporting Charges			700.00 ✓	
Uniform for Students			1,170.00 ✓	
Profit & Loss A/c		1,19,66,803.91		1,19,66,803.91
Diff. in Opening Balances	1,53,19,848.56		1,53,19,848.56	
Grand Total	12,95,88,914.69	12,95,88,914.69	14,98,70,696.43	14,98,70,696.43